

MATCH STA 6+00 - SEE ABOVE RIGHT

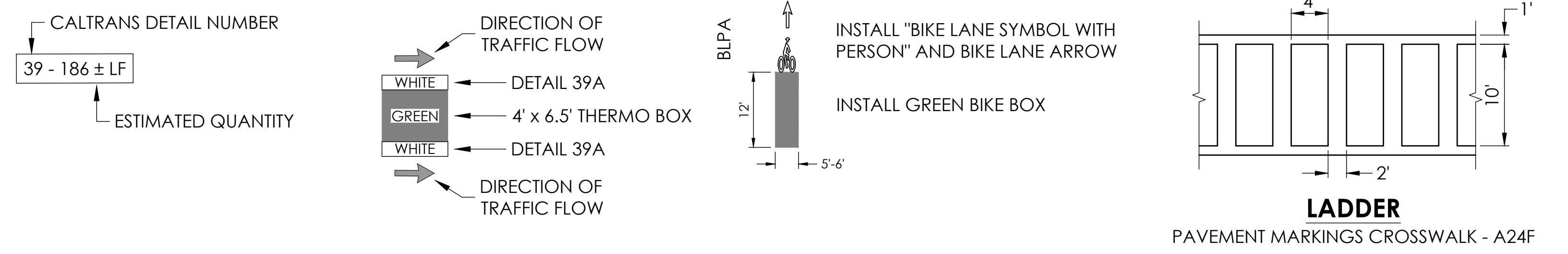
MATCH STA 6+00 - SEE BELOW LEFT

MATCH STA 12+00 - SEE SHEET C-1.1

STRIPING NOTES


1. ALL STRIPING AND MARKINGS SHALL BE PLACED PER CURRENT CA MUTCD STANDARDS.
2. ALL STRIPING AND MARKINGS SHALL CONFORM TO 2024 CALTRANS STD. PLANS AND SPECIFICATIONS.
3. CONTRACTOR SHALL CAT-TRACK PRIOR TO FINAL STRIPING. CAT-TRACK MUST BE APPROVED BY ENGINEER PRIOR TO FINAL STRIPING.
4. STRIPING SHALL BE THERMOPLASTIC.
5. STRIPING SHALL OCCUR A MINIMUM OF 7 DAYS AFTER PAVING.
6. CAT TRACKING CAN OCCUR A MINIMUM OF 2 DAYS AFTER PAVING. THE CONTRACTOR SHALL ALLOW 3 DAYS FOR CITY REVIEW & APPROVAL.
7. THE CONTRACTOR SHALL REPLACE DAMAGED STRIPING OUT SIDE THE PAVING LIMITS SHOWN AS DIRECTED BY ENGINEER.
8. SEE SHEET C5.4 FOR PARKING AND BICYCLE LANE LAYOUTS AND TRANSITIONS

STRIPING LEGEND




REVISIONS			
NO.	DESCRIPTION	DATE	BY

30% PROGRESS SET



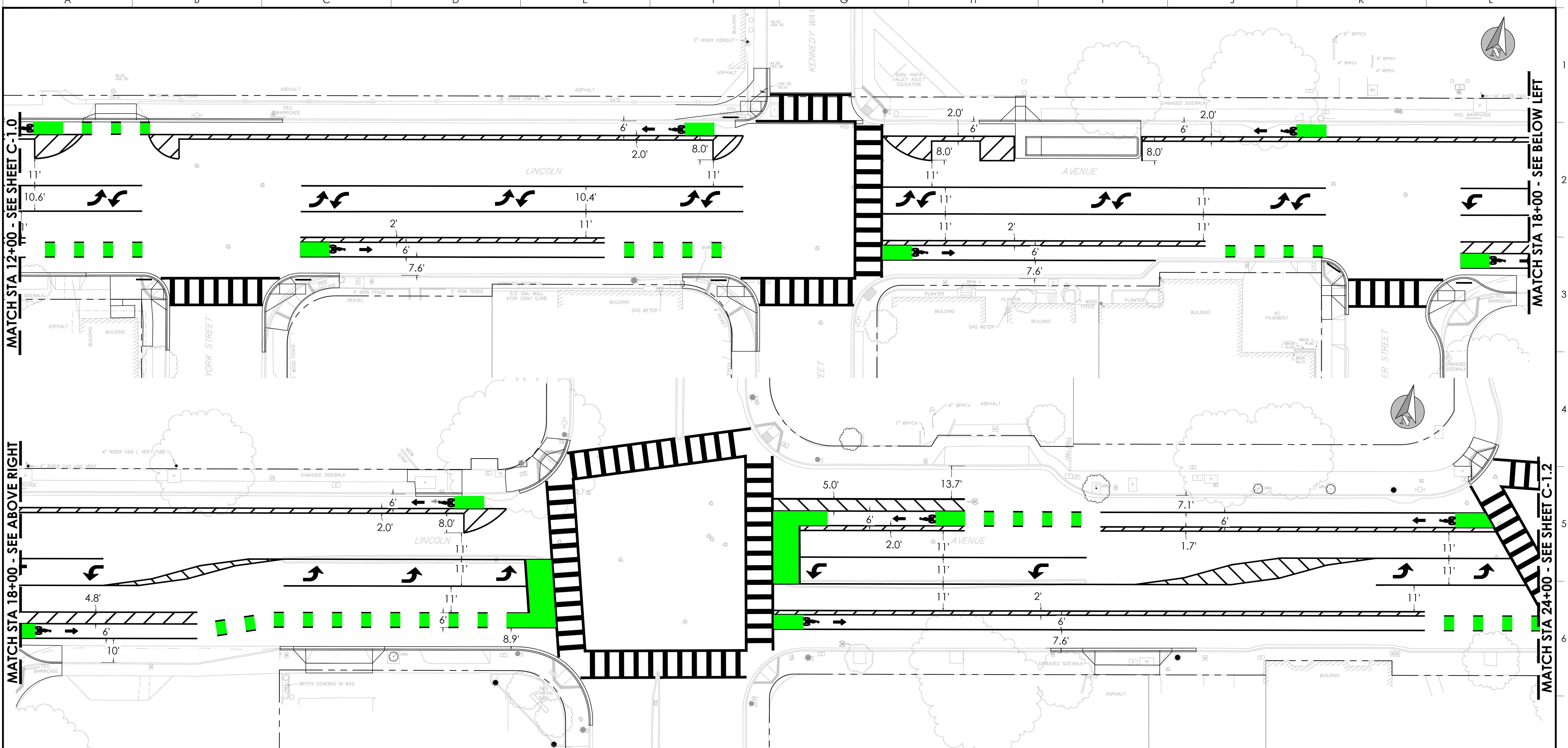
PLANS PREPARED UNDER THE DIRECTION OF

DRAFT
JAMES R. CONNAUGHTON, P.E. 9000 DATE



**STREET IMPROVEMENTS
LINCOLN AVE REHAB
CALIFORNIA TO SOSCOL**

DWG LOG #	S 25-003
DRAWN BY:	AM
CHECKED BY:	JC
DATE:	MARCH 6, 2025
SHEETS: ## OF ##	C-2.0



MATCH STA 12+00 - SEE SHEET C-1.0

MATCH STA 18+00 - SEE BELOW LEFT

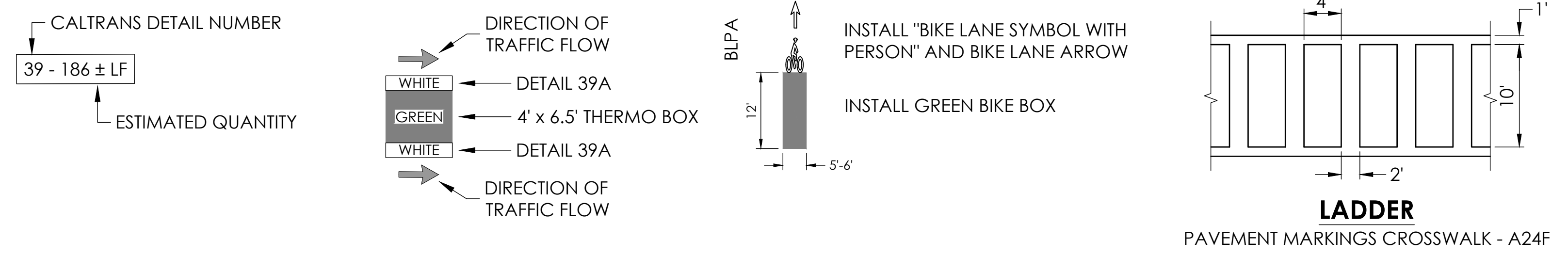
MATCH STA 18+00 - SEE ABOVE RIGHT

MATCH STA 24+00 - SEE SHEET C-1.2

STRIPING NOTES


1. ALL STRIPING AND MARKINGS SHALL BE PLACED PER CURRENT CA MUTCD STANDARDS.
2. ALL STRIPING AND MARKINGS SHALL CONFORM TO 2024 CALTRANS STD. PLANS AND SPECIFICATIONS.
3. CONTRACTOR SHALL CAT-TRACK PRIOR TO FINAL STRIPING. CAT-TRACK MUST BE APPROVED BY ENGINEER PRIOR TO FINAL STRIPING.
4. STRIPING SHALL BE THERMOPLASTIC.
5. STRIPING SHALL OCCUR A MINIMUM OF 7 DAYS AFTER PAVING.
6. CAT TRACKING CAN OCCUR A MINIMUM OF 2 DAYS AFTER PAVING. THE CONTRACTOR SHALL ALLOW 3 DAYS FOR CITY REVIEW & APPROVAL.
7. THE CONTRACTOR SHALL REPLACE DAMAGED STRIPING OUT SIDE THE PAVING LIMITS SHOWN AS DIRECTED BY ENGINEER.
8. SEE SHEET C5.4 FOR PARKING AND BICYCLE LANE LAYOUTS AND TRANSITIONS

STRIPING LEGEND



REVISIONS			
NO.	DESCRIPTION	DATE	BY

30% PROGRESS SET



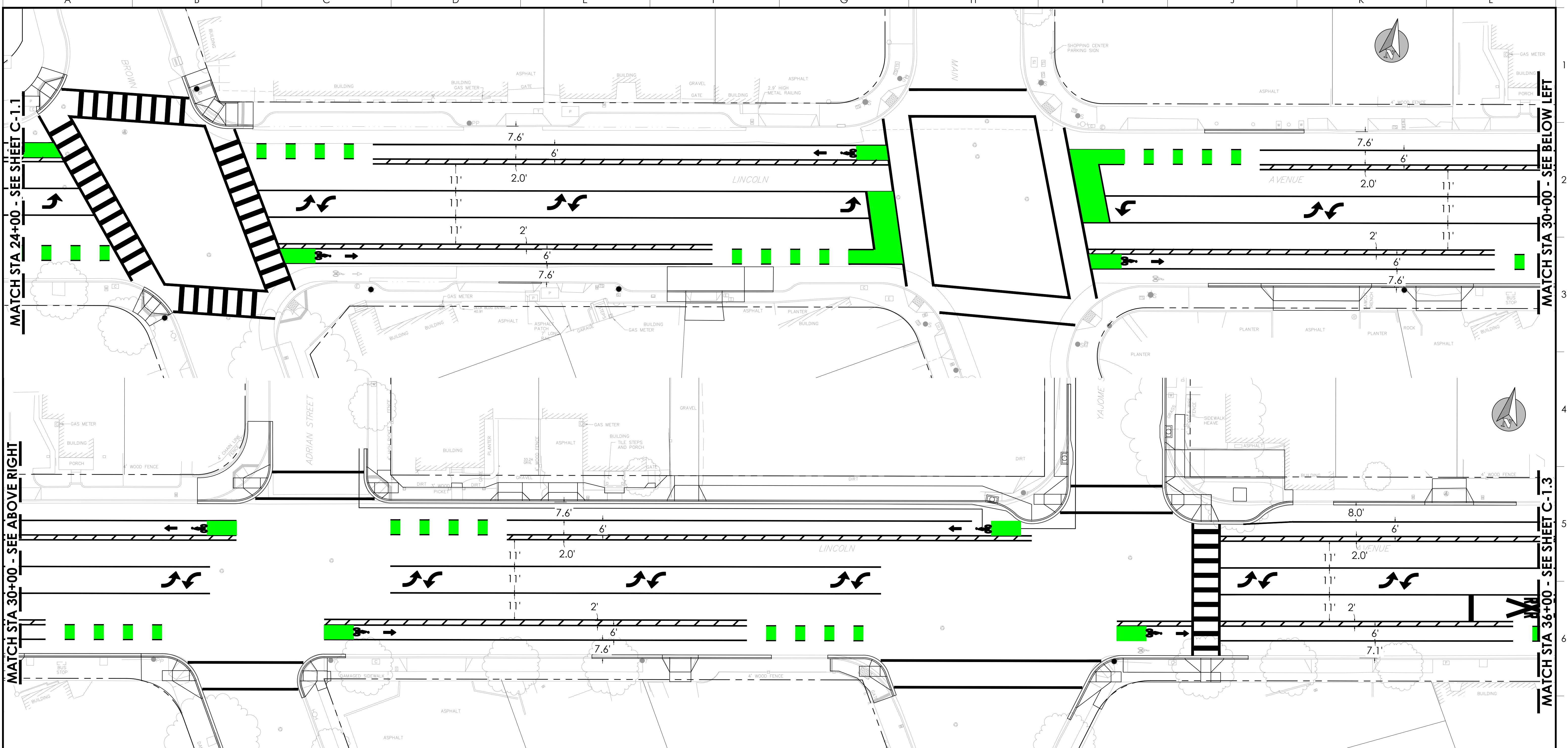
PLANS PREPARED UNDER THE DIRECTION OF
 JAMES R. CONNAUGHTON, P.E. 900017E

DRAFT
 James R. Connaughton



**STREET IMPROVEMENTS
 LINCOLN AVE REHAB
 CALIFORNIA TO SOSCOL**

DWG LOG #	S 25-003
DRAWN BY:	AM
CHECKED BY:	JC
DATE:	MARCH 6, 2025
SHEETS: ## OF ##	C-2.1



MATCH STA 24+00 - SEE SHEET C-1.1

MATCH STA 30+00 - SEE BELOW LEFT

MATCH STA 30+00 - SEE ABOVE RIGHT

MATCH STA 36+00 - SEE SHEET C-1.3

STRIPING NOTES

1. ALL STRIPING AND MARKINGS SHALL BE PLACED PER CURRENT CA MUTCD STANDARDS.
2. ALL STRIPING AND MARKINGS SHALL CONFORM TO 2024 CALTRANS STD. PLANS AND SPECIFICATIONS.
3. CONTRACTOR SHALL CAT-TRACK PRIOR TO FINAL STRIPING. CAT-TRACK MUST BE APPROVED BY ENGINEER PRIOR TO FINAL STRIPING.
4. STRIPING SHALL BE THERMOPLASTIC.
5. STRIPING SHALL OCCUR A MINIMUM OF 7 DAYS AFTER PAVING.
6. CAT TRACKING CAN OCCUR A MINIMUM OF 2 DAYS AFTER PAVING. THE CONTRACTOR SHALL ALLOW 3 DAYS FOR CITY REVIEW & APPROVAL.
7. THE CONTRACTOR SHALL REPLACE DAMAGED STRIPING OUT SIDE THE PAVING LIMITS SHOWN AS DIRECTED BY ENGINEER.
8. SEE SHEET C5.4 FOR PARKING AND BICYCLE LANE LAYOUTS AND TRANSITIONS

STRIPING LEGEND

CALTRANS DETAIL NUMBER
39 - 186 ± LF
ESTIMATED QUANTITY


WHITE → DIRECTION OF TRAFFIC FLOW
GREEN → 4' x 6.5' THERMO BOX
WHITE → DIRECTION OF TRAFFIC FLOW

BLPA
INSTALL "BIKE LANE SYMBOL WITH PERSON" AND BIKE LANE ARROW
INSTALL GREEN BIKE BOX

LADDER
PAVEMENT MARKINGS CROSSWALK - A24F

REVISIONS			
NO.	DESCRIPTION	DATE	BY

30% PROGRESS SET



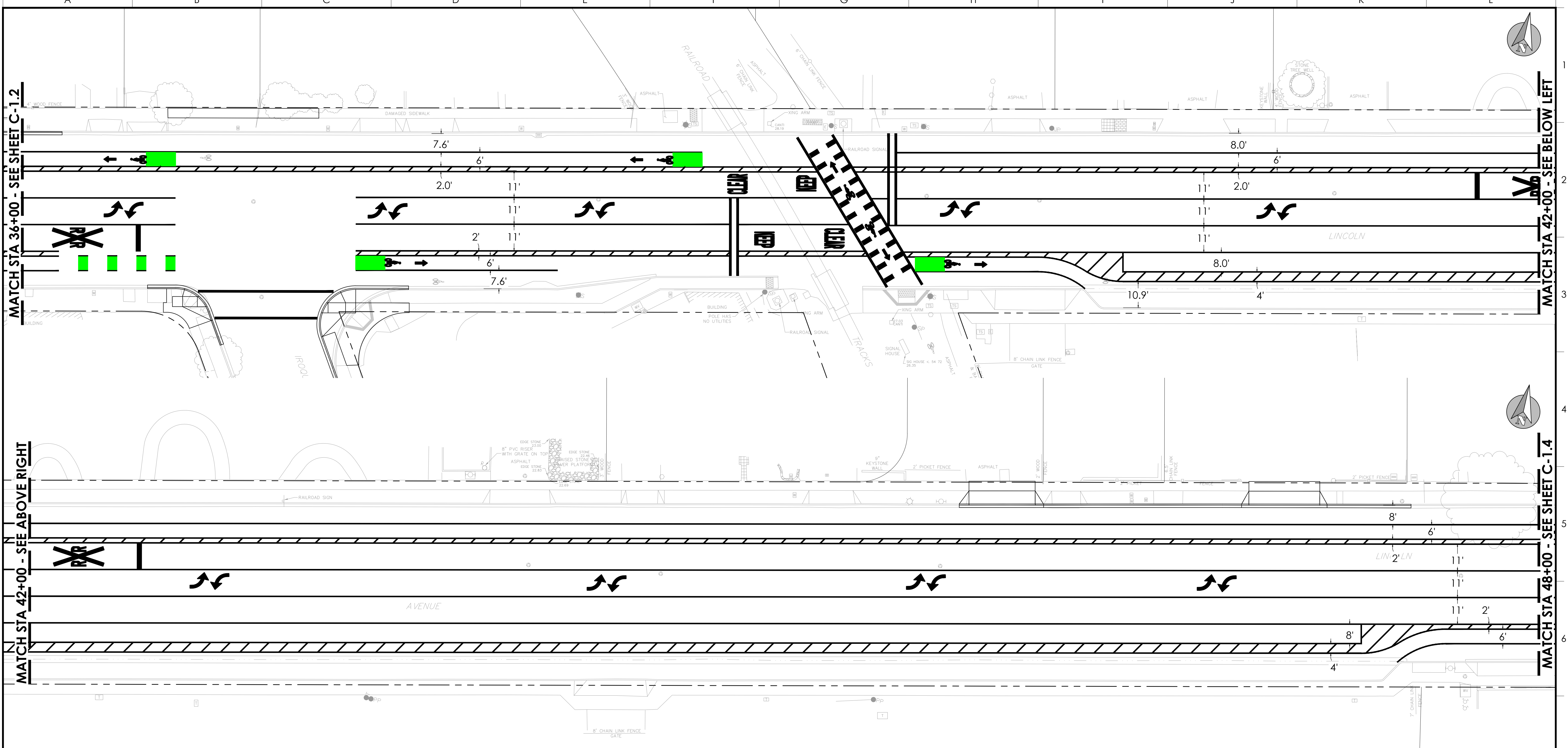
PLANS PREPARED UNDER THE DIRECTION OF
JAMES R. CONNAUGHTON, P.E. 900017

DRAFT
James R. Connaughton



**STREET IMPROVEMENTS
LINCOLN AVE REHAB
CALIFORNIA TO SOSCOL**

DWG LOG #	S 25-003
DRAWN BY:	AM
CHECKED BY:	JC
DATE:	MARCH 6, 2025
SHEETS: ## OF ##	C-2.2



MATCH STA 36+00 - SEE SHEET C-1.2

MATCH STA 42+00 - SEE BELOW LEFT

MATCH STA 42+00 - SEE ABOVE RIGHT

MATCH STA 48+00 - SEE SHEET C-1.4

STRIPING NOTES

1. ALL STRIPING AND MARKINGS SHALL BE PLACED PER CURRENT CA MUTCD STANDARDS.
2. ALL STRIPING AND MARKINGS SHALL CONFORM TO 2024 CALTRANS STD. PLANS AND SPECIFICATIONS.
3. CONTRACTOR SHALL CAT-TRACK PRIOR TO FINAL STRIPING. CAT-TRACK MUST BE APPROVED BY ENGINEER PRIOR TO FINAL STRIPING.
4. STRIPING SHALL BE THERMOPLASTIC.
5. STRIPING SHALL OCCUR A MINIMUM OF 7 DAYS AFTER PAVING.
6. CAT TRACKING CAN OCCUR A MINIMUM OF 2 DAYS AFTER PAVING. THE CONTRACTOR SHALL ALLOW 3 DAYS FOR CITY REVIEW & APPROVAL.
7. THE CONTRACTOR SHALL REPLACE DAMAGED STRIPING OUT SIDE THE PAVING LIMITS SHOWN AS DIRECTED BY ENGINEER.
8. SEE SHEET C5.4 FOR PARKING AND BICYCLE LANE LAYOUTS AND TRANSITIONS

STRIPING LEGEND

CALTRANS DETAIL NUMBER
39 - 186 ± LF
ESTIMATED QUANTITY


WHITE → DIRECTION OF TRAFFIC FLOW
GREEN ← DETAIL 39A
WHITE ← DETAIL 39A
→ DIRECTION OF TRAFFIC FLOW

BLPA
INSTALL "BIKE LANE SYMBOL WITH PERSON" AND BIKE LANE ARROW
INSTALL GREEN BIKE BOX

LADDER
PAVEMENT MARKINGS CROSSWALK - A24F


REVISIONS			
NO.	DESCRIPTION	DATE	BY

30% PROGRESS SET



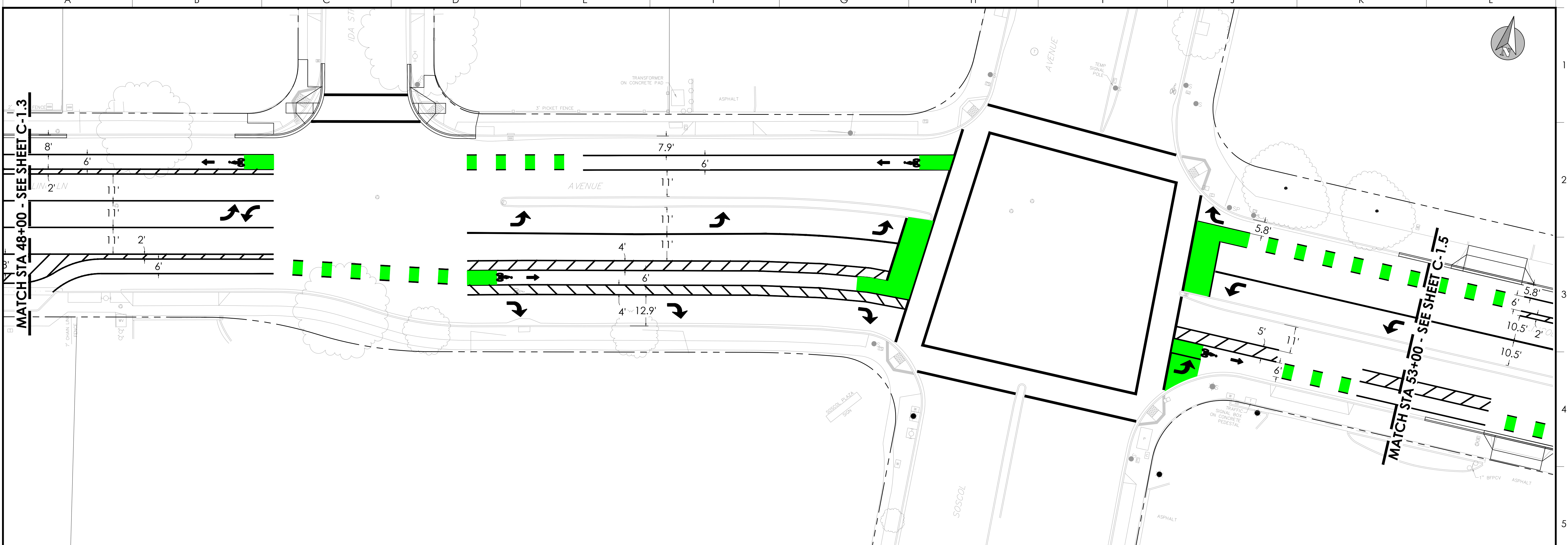
PLANS PREPARED UNDER THE DIRECTION OF
JAMES R. CONNAUGHTON, P.E. 900017

DRAFT
James R. Connaughton



**STREET IMPROVEMENTS
LINCOLN AVE REHAB
CALIFORNIA TO SOSCOL**

DWG LOG #	S 25-003
DRAWN BY:	AM
CHECKED BY:	JC
DATE:	MARCH 6, 2025
SHEETS: ## OF ##	C-2.3



STRIPING NOTES

1. ALL STRIPING AND MARKINGS SHALL BE PLACED PER CURRENT CA MUTCD STANDARDS.
2. ALL STRIPING AND MARKINGS SHALL CONFORM TO 2024 CALTRANS STD. PLANS AND SPECIFICATIONS.
3. CONTRACTOR SHALL CAT-TRACK PRIOR TO FINAL STRIPING. CAT-TRACK MUST BE APPROVED BY ENGINEER PRIOR TO FINAL STRIPING.
4. STRIPING SHALL BE THERMOPLASTIC.
5. STRIPING SHALL OCCUR A MINIMUM OF 7 DAYS AFTER PAVING.
6. CAT TRACKING CAN OCCUR A MINIMUM OF 2 DAYS AFTER PAVING. THE CONTRACTOR SHALL ALLOW 3 DAYS FOR CITY REVIEW & APPROVAL.
7. THE CONTRACTOR SHALL REPLACE DAMAGED STRIPING OUT SIDE THE PAVING LIMITS SHOWN AS DIRECTED BY ENGINEER.
8. SEE SHEET C5.4 FOR PARKING AND BICYCLE LANE LAYOUTS AND TRANSITIONS

STRIPING LEGEND

CALTRANS DETAIL NUMBER
39 - 186 ± LF
ESTIMATED QUANTITY


DIRECTION OF TRAFFIC FLOW
WHITE
4' x 6.5' THERMO BOX
WHITE
DIRECTION OF TRAFFIC FLOW

BLPA
INSTALL "BIKE LANE SYMBOL WITH PERSON" AND BIKE LANE ARROW
INSTALL GREEN BIKE BOX

LADDER
PAVEMENT MARKINGS CROSSWALK - A24F


REVISIONS			
NO.	DESCRIPTION	DATE	BY

30% PROGRESS SET



PLANS PREPARED UNDER THE DIRECTION OF
JAMES R. CONNAUGHTON, P.E. 90017

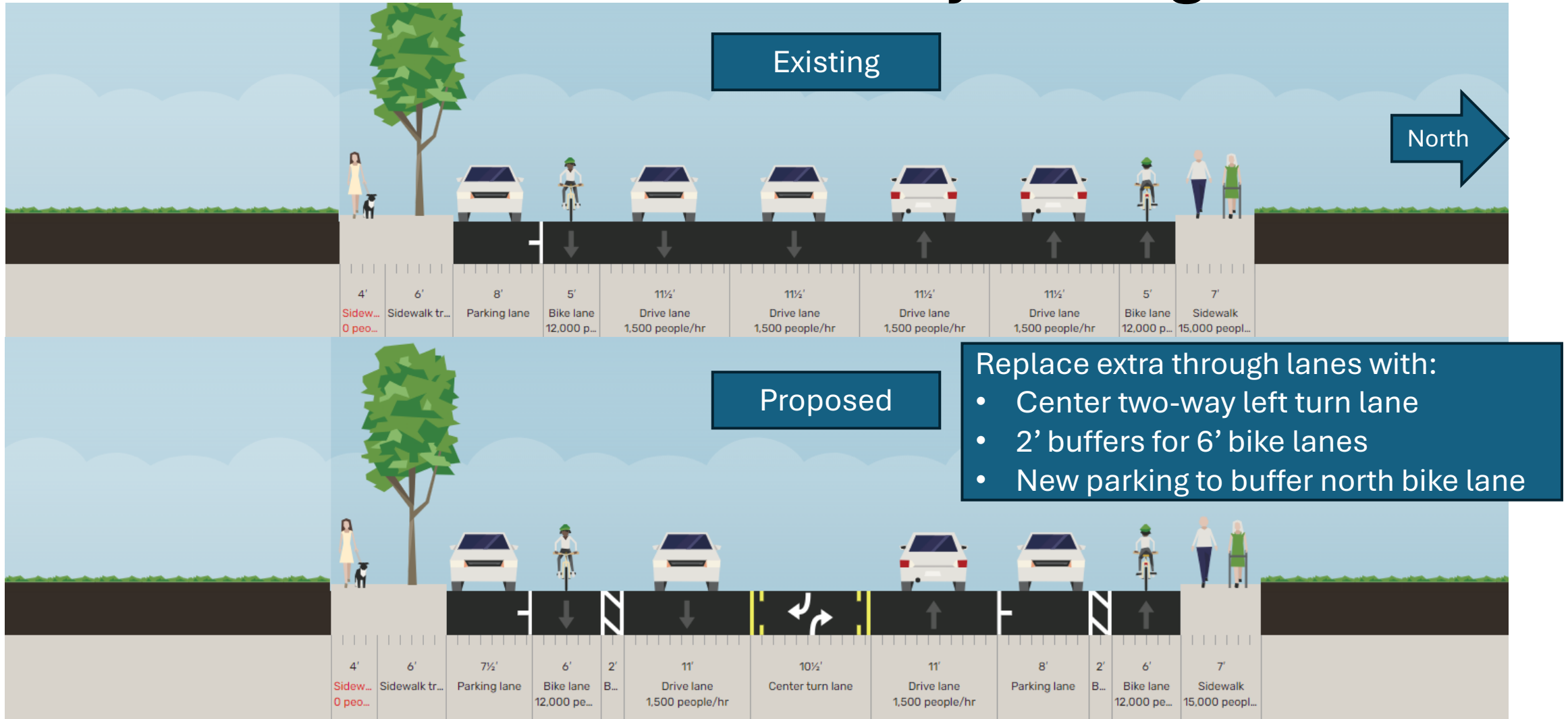
DRAFT
James R. Connaughton



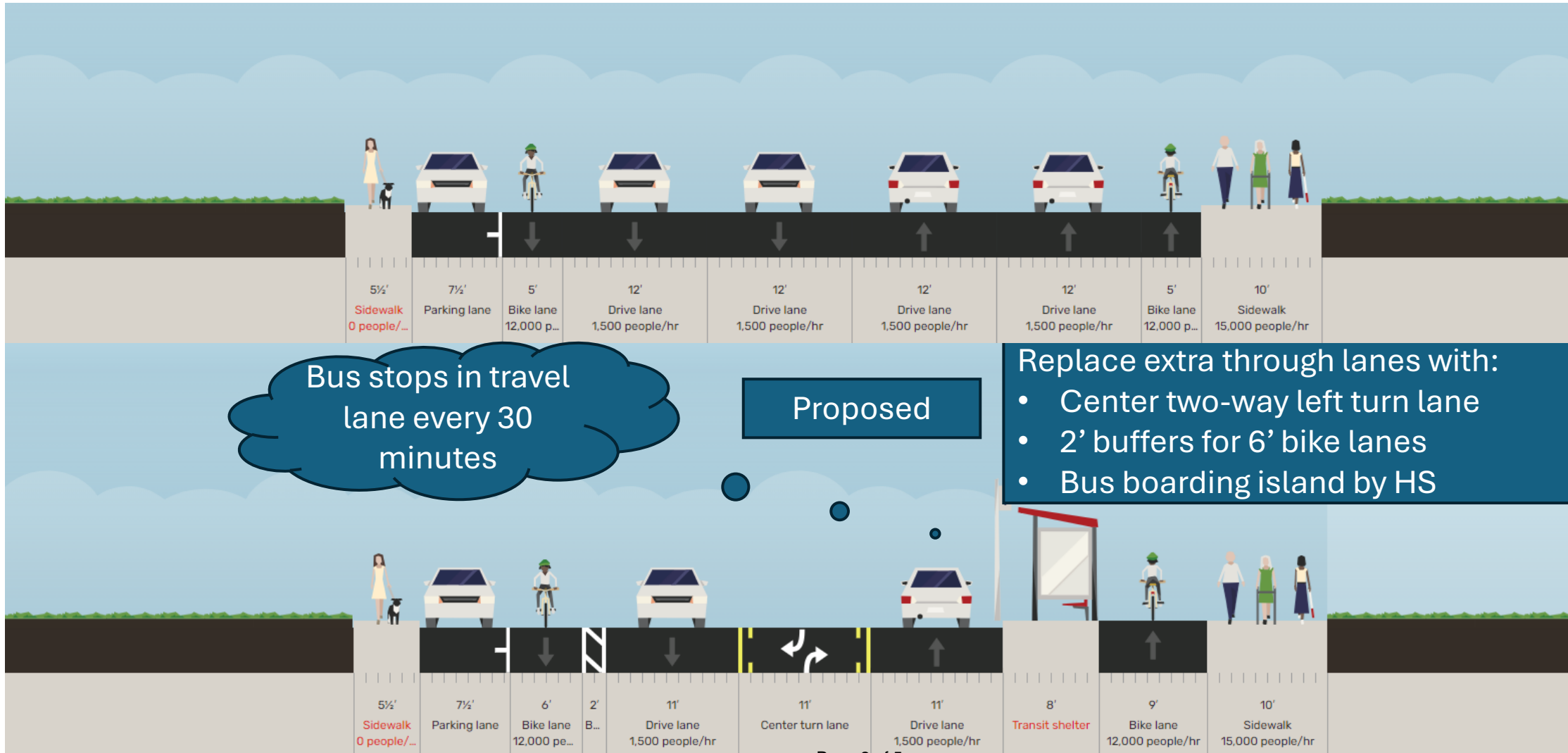
**STREET IMPROVEMENTS
LINCOLN AVE REHAB
CALIFORNIA TO SOSCOL**

DWG LOG #	S 25-003
DRAWN BY:	AM
CHECKED BY:	JC
DATE:	MARCH 6, 2025
SHEETS: ## OF ##	C-2.4

Existing vs. Proposed Cross Section Lincoln – Pacific to Kennedy Facing West



Existing vs. Proposed Cross Section Lincoln – East of Kennedy Facing West

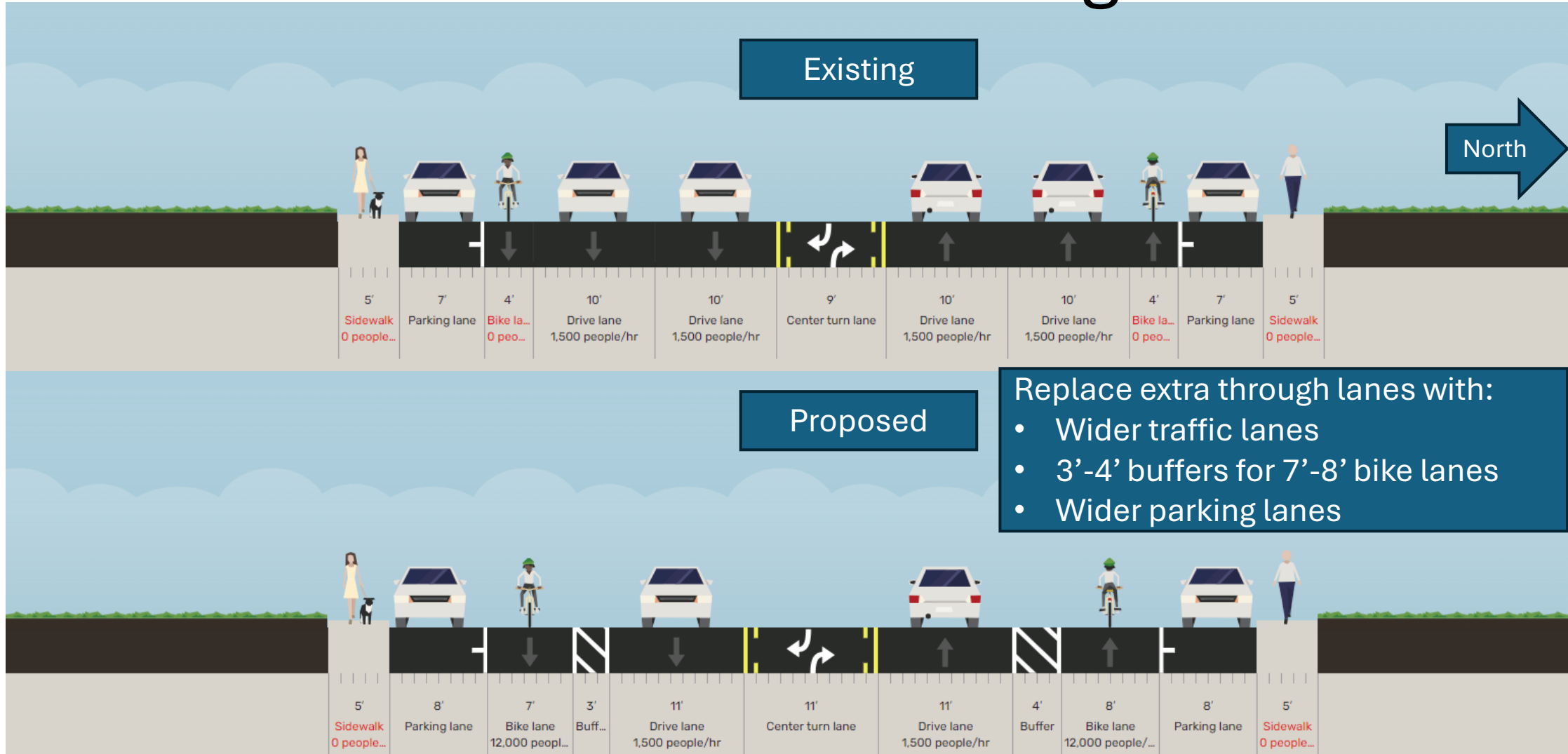


Bus stops in travel lane every 30 minutes

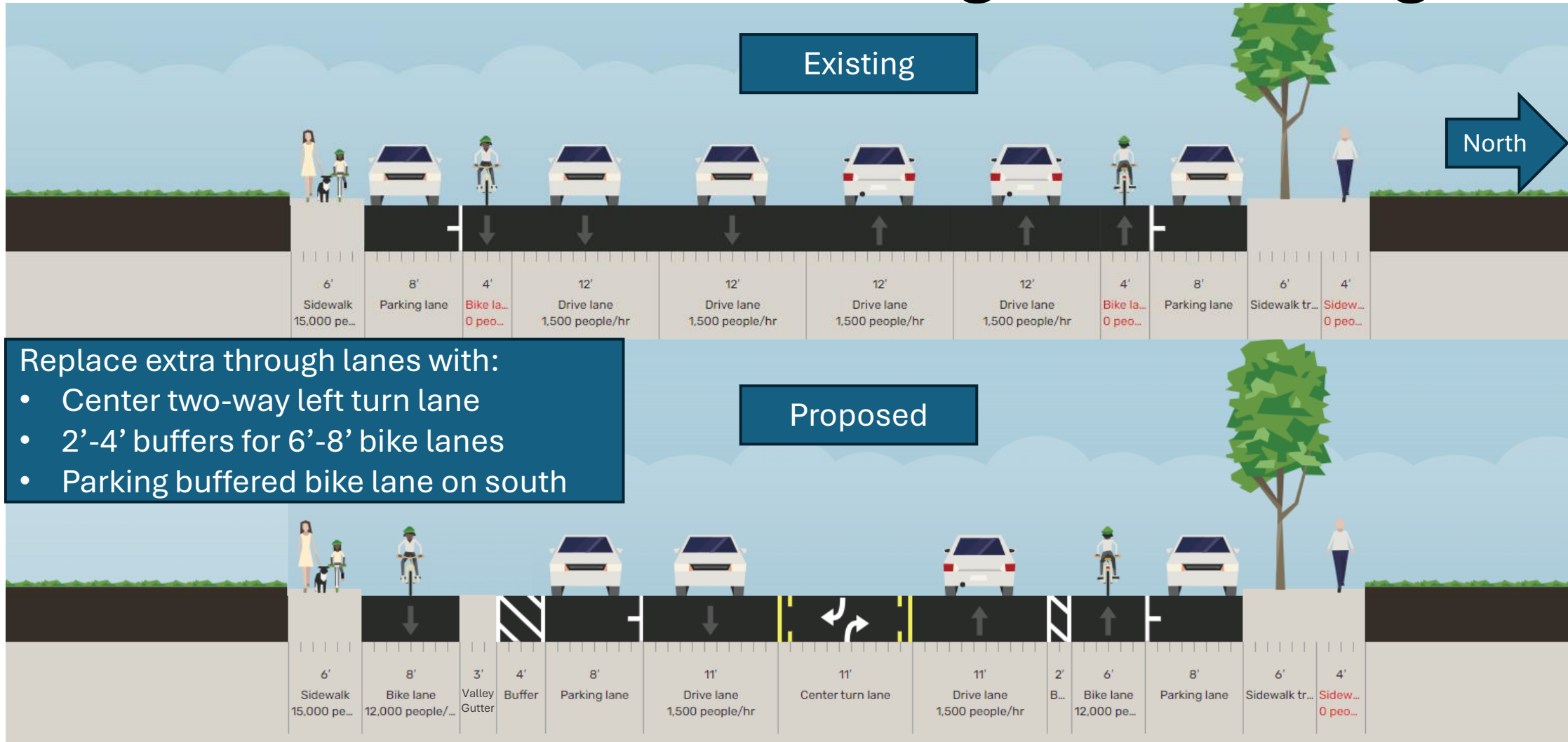
Proposed

- Replace extra through lanes with:
- Center two-way left turn lane
 - 2' buffers for 6' bike lanes
 - Bus boarding island by HS

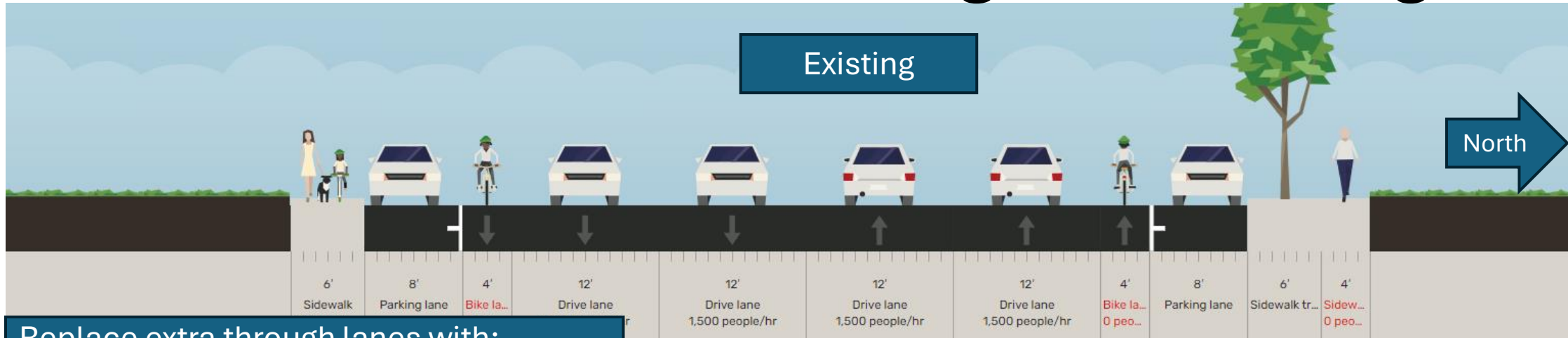
Existing vs. Proposed Cross Section Lincoln – Brown to Main Facing West



Existing vs. Proposed Cross Section Lincoln – Railroad Crossing to Ida Facing West



Existing vs. Proposed Cross Section Lincoln – Railroad Crossing to Ida Facing West



Replace extra through lanes with:

- Center two-way left turn lane
- 2'-4' buffers for 6' bike lanes
- Bus boarding island on south side

