



# PROPOSED RATE INCREASE TO SOLID WASTE AND RECYCLING CHARGES

PUBLIC HEARING - JUNE 17, 2025 AT 6:30 P.M.,  
CITY HALL, 955 SCHOOL STREET, NAPA, CA 94559



## Solid Waste & Recycling Proposed Rates to Meet Regulations

Residents can be proud of Napa's solid waste program that diverts approximately 65% of collected materials from landfill. Clean Compressed Natural Gas (CNG) vehicles collect materials that are processed at our robust recycling, food scrap and composting facility. **What has changed? State Senate Bill 1383 requires recovery of organic materials.** Initiatives have been implemented with Napa Recycling and Waste Services (NRWS) to ensure compliance.

Rates have not increased since 2022 and changes are proposed to meet the costs of the City's successful materials diversion program. If approved, residential customers can expect to see the following in their future monthly solid waste bills from NRWS:

Level of Service	Current (since 2022)	July 2025	Change	Jan 2026	Change	Jan 2027	Change	Jan 2028	Change	Jan 2029	Change	Total Change	Avg Monthly Change per Rate Year
20-gallon	\$30.54	\$34.20	\$3.66	\$37.62	\$3.42	\$40.63	\$3.01	\$43.88	\$3.25	\$46.51	\$2.63	\$15.97	\$3.19
35-gallon	\$38.29	\$42.88	\$4.59	\$47.17	\$4.29	\$50.94	\$3.77	\$55.02	\$4.08	\$58.32	\$3.30	\$20.03	\$4.01
65-gallon	\$58.71	\$65.76	\$7.05	\$72.34	\$6.58	\$78.13	\$5.79	\$84.38	\$6.25	\$89.44	\$5.06	\$30.73	\$6.15



### Low/Fixed Income Assistance

A discount of \$15.00 per month for low-income residential customers will be proposed. If you qualify for PG&E's CARE Program, you may qualify for this discount.



## Napa's Rates Will Remain Below Regional Average

### 65-Gallon Monthly Residential Service Cost Comparison

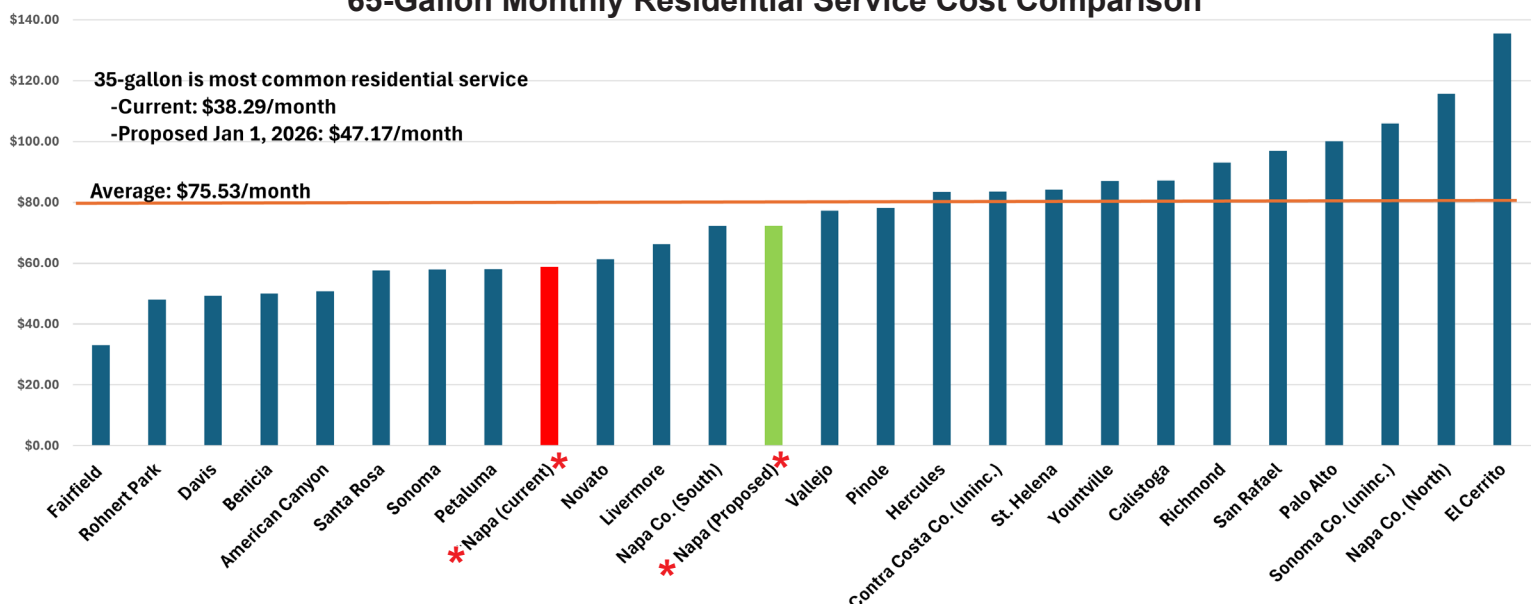


Chart based on current jurisdiction rates, many subject to annual adjustment prior to January 2026. Most common 35-gallon residential rates not utilized in above chart because several jurisdictions do not have multiple service size options smaller than 65-gallon like Napa and thus are not comparable rate structures.



### Please take a look at the complete contents of this notice.

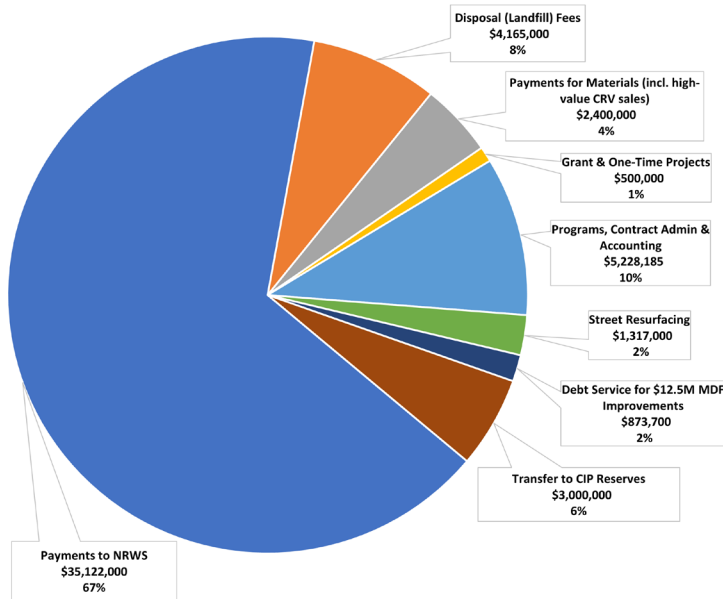
An explanation of proposed rates, what rates are used for and an overview of services received has been highlighted. Full details on proposed rates, the public hearing on the rates, and the opportunity to protest are also included.



# How are solid waste and recycling rates used?

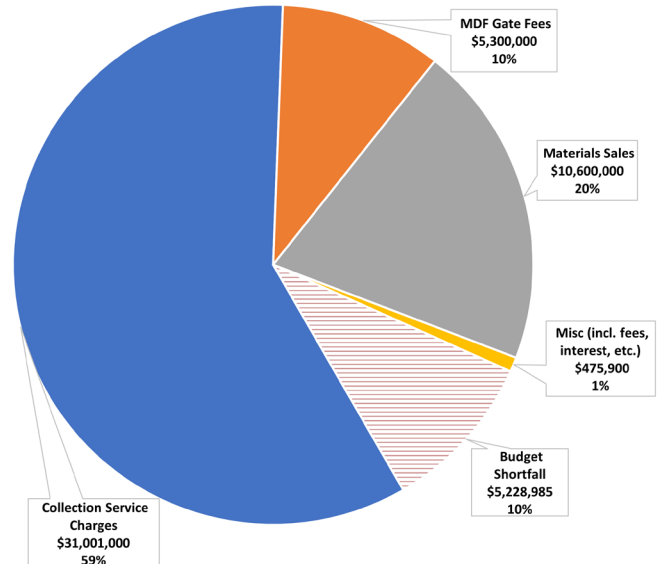
The cost to provide effective solid waste/recycling services and divert 65% from landfill is about \$52.6M per year. As shown in the chart below, a large portion of the cost is our contract with Napa Recycling & Waste Services to employ 87 employees, operate and maintain 30 refuse/recycling trucks and state of the art recycling, sorting, and composting equipment to collect and process all material. The revenue to support these services is also shown below. Increasing expenses to meet State legislative and environmental requirements, significantly higher fuel and energy costs, and major capital improvements necessary for the recycling and composting facility has left a \$5.2M gap that will be addressed by the proposed rates.

**Fiscal Year 2026 Proposed  
Budget Expenditures**



**Total: \$52,605,885**

**Fiscal Year 2026 Proposed  
Budget Revenues**



**Total: \$47,376,900**



## Collection

- Over 24,000 residential and commercial accounts serviced
- Approximately 85,000 tons of material collected annually
- All completed with a 100% full fleet of Clean Compressed Natural Gas (CNG) collection trucks

## Processing

- Over 170,000 tons processed at our regional recycling and compost facility (with an overall recovery rate of 94%)
- 20 sorters along with automated sorting equipment work daily to process recyclables
- Yard trimmings, food scraps and other compostable organics are composted at Napa's award-winning compost facility



## Landfill Diversion

- 65% in 2024 for the City of Napa compared to 27% in 1997
- Over 25 different types of materials separated and returned to market



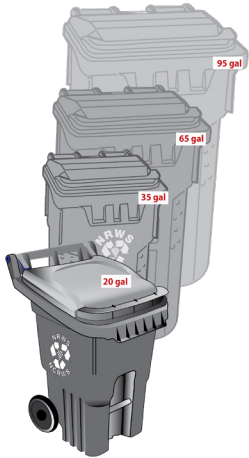
## Community

- Customer service
- Waste prevention assistance
- Development review with SB 1383-compliant enclosure standards adopted and enforced by the City

# What's Included in Your Service?

## Landfill

20/35/65/95 Gal




## Recycling

2 - 95 Gallon Carts



## Compost

2 - 95 Gallon Carts



**ALL OF THIS**  
starting at \$8 per week

**RECYCLE**  
JOIN  
**NAPA** → **MORE**  
TO RECYCLE



**Twice a Year Collection**  
of Unlimited Compostables  
in Compostable Bags



**Free**  
**Year-Round**  
**Curbside Collection**

### FREE PICKUP:

- Electronic Waste
- Household and Large Appliances
- Oversized Metal Items
- Cooking Oil
- Household Batteries
- Bagged Clothing and Shoes
- Household Fluorescent Bulbs and Tubes

*\*Must schedule an appointment.*

**Free Annual Tire**  
**Disposal Coupon**



**Free Pickup of Used**  
**Motor Oil and Filters**



**Free Annual Bulky**  
**Item Drop Off Coupon**



**Visit [naparecycling.com](http://naparecycling.com) or call (707) 255-5200 for:**  
scheduling pick-up, requesting additional services, commercial needs, billing  
and service related questions, as well as a full version of the  
Reduce, Reuse & Recycle Guide for Napa County.



# Why is a Rate Increase Needed?

Beginning in the 2024 fiscal year, expenditures began to exceed revenues. The three primary drivers of this change are outlined below.

## SB 1383 Requirements

**In 2023, the City executed an amendment to the contract with Napa Recycling and Waste Services (NRWS) to comply with SB 1383 (Mandatory Organic Recovery).**

### Key costs:

- \$2.6M in new organics processing equipment (\$1.5M paid by CalRecycle grant)
- \$523K NRWS commercial compost collection vehicle (\$113K paid by CalRecycle grant)
- 1,600 new composting carts focused on commercial and multi-family accounts
- New NRWS driver, two new compost equipment operators, two NRWS Recycling Outreach Specialists, and 1 ½ NRWS Customer Service Representatives (1/2 of position paid by Napa County)
- Quarterly Facility and annual Field Audits (as required by SB 1383)

**Cost Increase =  
\$2.8M/year**

## Dramatically Increased Fuel and Electricity Costs

- The costs to fuel NRWS collection vehicles and power the City's recycling and composting facility have more than doubled since 2019 (\$1.2M in CY2019 to \$2.5M in CY2024)
- Over the 5-year rate period, fuel costs are projected to increase by over 5% per year while the cost of electricity is projected to increase by 11% per year resulting in a projected cost of \$3.5M by CY2029

**Projected Expense =  
\$3.5M by CY2029**



## Capital Improvements

**Proposed Rates include the cost of necessary capital improvement at the City's Materials Diversion Facility (MDF).**

### These include:

- Enhanced Composting system (\$13M) to comply with State regulations to process food scraps and air district regulations for emissions
- Installation of a 12 KV electrical system (\$2.8M) as required by PG&E for current and future facility power demands
- Improved Stormwater Management system (\$1.3M) to comply with Composting Order from Regional Board
- Deferred maintenance for facility concrete, scalehouse, storage and fencing (\$1.6M)

**Average Cost Increase =  
\$3.7M/year**



Visit [cityofnapa.org/SolidWasteRates](https://cityofnapa.org/SolidWasteRates) for:  
cost of service analysis, rate tables, waste prevention information and more!

# Reduce Exposure to Market Volatility & Invest in Recycling



**Recyclable Material Sales** produce a dual benefit to generate revenue that reduces rates and avoids cost and impacts of landfill disposal. It's great news the quantity of recyclable material has grown considerably, but the sale price per ton is very volatile. As shown in the chart below, over the last 10 years (CY2014 to CY2024), the market value of residential curbside recyclables has varied by 121% (from a low of \$121/ton to a high of \$268/ton).



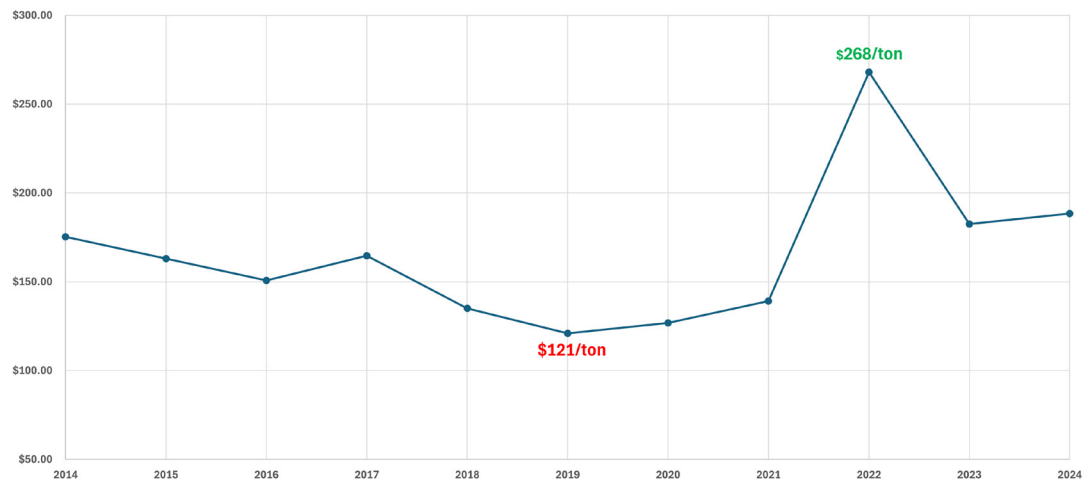
**Rate Stabilization Fund.** The City projects \$10.6M in revenue for material sales in FY2026. If the global market for recyclables decreased by just 30%, the result would be a \$3.2M loss in revenue. Proposed rates establish a rate stabilization fund over the five-year period to be prepared to withstand market volatility in the future.



## Average Material Sales Price Per Ton for Residential Recyclables

### Good News for Napa.

SB 1013 added wine bottles and hard liquor containers to the California Redemption Value (CRV) system (aka "Bottle Bill"). This will significantly increase the value of glass containers and help insulate their value against wild market price swings.



**Technology Investments.** The City and NRWS have jointly invested in optical sorters, sorting robots, and other advanced technology at Napa's recycling facility that have already significantly increased recovery of mixed paper and other high value recyclables (e.g., aluminum cans, #1 PET plastic bottles/trays, etc.). The net effect of increased processing efficiency results in estimated materials sales revenue increase of \$3-4M annually into the future. This revenue helps offset other cost escalations that would otherwise have to be paid by rate payers.





CITY OF NAPA  
NOTICE OF PUBLIC HEARING ON PROPOSED CHANGES TO RATES FOR COLLECTION OF SOLID WASTE

The Napa City Council will hold a public hearing at City Hall, 955 School Street, on Tuesday, June 17, 2025, at 6:30 pm, to consider proposed changes to the rates charged for collection of solid waste and recyclable materials from residential, multi-family, and commercial customers for the next five years. All rates are proposed to be increased 12.00% effective July 1, 2025; 10.00% effective January 1, 2026; 8.00% effective January 1, 2027; 8.00% effective January 1, 2028; and 6.00% effective January 1, 2029. These rate increases are based on (a) calculations for Operating and Capital Cost Payments to Napa Recycling & Waste Services as described in the Contract for the Collection and Transportation of Municipal Solid Waste, Recyclable Materials, and Compostables and the Operation of the Napa Materials Diversion Facility; (b) necessary capital improvements and maintenance of Napa Materials Diversion Facility, (c) increases in fees at the transfer station used by the City, (d) costs to repair street damage caused by heavy refuse and recycling vehicles; and (e) revenues and expenditures in the City’s Solid Waste & Materials Diversion Enterprise Fund. The specific proposed maximum residential rates to be charged for each of the five upcoming years are shown in the tables below. The specific commercial, multi-family, and roll off rates proposed to become effective July 1, 2025, are shown in the tables below and on subsequent pages of this notice. Rate tables showing the specific maximum commercial, multi-family and roll off rates proposed to become effective January 1, 2026; January 1, 2027; January 1, 2028; and January 1, 2029 may be viewed on the City’s web site at [www.cityofnapa.org/SolidWasteRates](http://www.cityofnapa.org/SolidWasteRates).

If you would like to receive a copy of the staff report to the City Council that explains the rationale for the proposed rate increases in detail, please contact the Office of the City Clerk at P.O. Box 660, Napa, CA, 94559-0660. Or you may download the staff report directly via the internet at [www.cityofnapa.org/SolidWasteRates](http://www.cityofnapa.org/SolidWasteRates). The staff report is also available for review at the City Clerk’s office at City Hall. Written comments on the proposed changes to collection rates may be submitted to the City Clerk at: P.O. Box 660, Napa, CA 94559-0660. Written protests may also be submitted in person at the hearing.



SUMMARY OF ALL PROPOSED INCREASES TO MONTHLY RATES

PROPOSED RESIDENTIAL RATES FOR THE NEXT FIVE YEARS

Rates include weekly collection of recyclable materials as well as compostable yard trimmings, food-soiled paper, and food scraps

Cart Size	Existing Rate	Proposed Rate Effective July 1, 2025	Proposed Rate Effective January 1, 2026	Proposed Rate Effective January 1, 2027	Proposed Rate Effective January 1, 2028	Proposed Rate Effective January 1, 2029
20-gallon	\$30.54	\$34.20	\$37.62	\$40.63	\$43.88	\$46.51
35-gallon	\$38.29	\$42.88	\$47.17	\$50.94	\$55.02	\$58.32
65-gallon	\$58.71	\$65.76	\$72.34	\$78.13	\$84.38	\$89.44
95-gallon	\$90.30	\$101.14	\$111.25	\$120.15	\$129.76	\$137.55

PROPOSED COMMERCIAL AND MULTI-FAMILY RATES EFFECTIVE JULY 1, 2025

**NOTE REGARDING COMMERCIAL RATES:** All the commercial rates with the proposed increase of 12.00% effective on July 1, 2025 are shown below in detail. Each of these rates will be increased on January 1, 2026 by an additional 10.00%; on January 1, 2027 by an additional 8.00%; on January 1, 2028 by an additional 8.00%; and January 1, 2029 by an additional 6.00% and may be viewed on the City’s web site at [www.cityofnapa.org/SolidWasteRates](http://www.cityofnapa.org/SolidWasteRates).

Company Provided Bins

ExistingRate with Proposed 12.00% Increase

Bin Size	1x/wk	2x/wk	3x/wk	4x/wk	5x/wk	6x/wk	1x/wk	2x/wk	3x/wk	4x/wk	5x/wk	6x/wk	7x/wk
One 1.5 yd	\$464.46	\$972.79	\$1,448.74	\$1,942.13	\$2,475.40	\$3,088.53	\$520.20	\$1,089.52	\$1,622.59	\$2,175.19	\$2,772.45	\$3,459.15	\$4,145.86
Two 1.5 yd.	\$989.78	\$2,101.23	\$3,129.29	\$4,194.95	\$5,346.88	\$6,671.18	\$1,108.55	\$2,353.38	\$3,504.80	\$4,698.34	\$5,988.51	\$7,471.72	\$8,954.94
Three 1.5 yd	\$1,470.93	\$3,122.62	\$4,650.46	\$6,234.17	\$7,946.03	\$9,914.15	\$1,647.44	\$3,497.33	\$5,208.52	\$6,982.27	\$8,899.55	\$11,103.85	\$13,308.14
Four 1.5 yd	\$1,979.58	\$4,202.43	\$6,258.52	\$8,389.90	\$10,693.69	\$13,342.37	\$2,217.13	\$4,706.72	\$7,009.54	\$9,396.69	\$11,976.93	\$14,943.45	\$17,909.98
One 2 yd.	\$597.10	\$1,271.70	\$1,905.81	\$2,563.15	\$3,273.45	\$4,089.70	\$668.75	\$1,424.30	\$2,134.51	\$2,870.73	\$3,666.26	\$4,580.46	\$5,494.66
Two 2 yd.	\$1,271.86	\$2,746.88	\$4,116.51	\$5,536.37	\$7,070.68	\$8,833.74	\$1,424.48	\$3,076.51	\$4,610.49	\$6,200.73	\$7,919.16	\$9,893.79	\$11,868.42
Three 2 yd.	\$1,837.15	\$3,967.65	\$5,946.10	\$7,997.02	\$10,213.14	\$12,759.85	\$2,057.61	\$4,443.77	\$6,659.63	\$8,956.66	\$11,438.72	\$14,291.03	\$17,143.35
Four 2 yd.	\$2,473.05	\$5,341.11	\$8,004.38	\$10,765.18	\$13,748.48	\$17,176.73	\$2,769.82	\$5,982.04	\$8,964.91	\$12,057.00	\$15,398.30	\$19,237.94	\$23,077.58
One 3 yd.	\$875.54	\$1,898.75	\$2,849.71	\$3,835.56	\$4,900.76	\$6,124.68	\$980.60	\$2,126.60	\$3,191.68	\$4,295.83	\$5,488.85	\$6,859.64	\$8,230.43
Two 3 yd.	\$1,803.64	\$3,911.39	\$5,870.45	\$7,901.25	\$10,095.57	\$12,616.93	\$2,020.08	\$4,380.76	\$6,574.90	\$8,849.40	\$11,307.04	\$14,130.96	\$16,954.88
Three 3 yd.	\$2,731.73	\$5,924.05	\$8,891.15	\$11,966.98	\$15,290.39	\$19,109.12	\$3,059.54	\$6,634.94	\$9,958.09	\$13,403.02	\$17,125.24	\$21,402.21	\$25,679.19
One 4 yd.	\$1,136.75	\$2,496.54	\$3,763.87	\$5,077.63	\$6,496.88	\$8,127.09	\$1,273.16	\$2,796.12	\$4,215.53	\$5,686.95	\$7,276.51	\$9,102.34	\$10,928.18
Two 4 yd.	\$2,341.66	\$5,142.91	\$7,753.59	\$10,459.93	\$13,383.55	\$16,741.84	\$2,622.66	\$5,760.06	\$8,684.02	\$11,715.12	\$14,989.58	\$18,750.86	\$22,512.15
Three 4 yd.	\$3,546.59	\$7,789.23	\$11,743.27	\$15,842.20	\$20,270.23	\$25,356.53	\$3,972.18	\$8,723.94	\$13,152.46	\$17,743.26	\$22,702.66	\$28,399.31	\$34,095.97
One 6 yd.	\$1,691.89	\$3,729.74	\$5,630.39	\$7,600.75	\$9,729.20	\$12,173.80	\$1,894.92	\$4,177.31	\$6,306.04	\$8,512.84	\$10,896.70	\$13,634.66	\$16,372.61
Two 6 yd.	\$3,485.32	\$7,683.24	\$11,598.64	\$15,657.53	\$20,042.14	\$25,078.02	\$3,903.56	\$8,605.23	\$12,990.48	\$17,536.43	\$22,447.20	\$28,087.38	\$33,727.57

Customer Owned Bins

ExistingRate with Proposed 12.00% Increase

Bin Size	1x/wk	2x/wk	3x/wk	4x/wk	5x/wk	6x/wk	1x/wk	2x/wk	3x/wk	4x/wk	5x/wk	6x/wk	7x/wk
One 1.5 yd	\$397.98	\$896.73	\$1,371.22	\$1,863.11	\$2,394.17	\$3,003.63	\$445.74	\$1,004.34	\$1,535.77	\$2,086.68	\$2,681.47	\$3,364.07	\$4,145.86
Two 1.5 yd	\$918.00	\$2,019.05	\$3,045.54	\$4,109.61	\$5,259.12	\$6,579.44	\$1,028.16	\$2,261.34	\$3,411.00	\$4,602.76	\$5,890.21	\$7,368.97	\$8,954.94
Three 1.5yd	\$1,399.80	\$3,041.27	\$4,567.49	\$6,149.61	\$7,859.07	\$9,823.26	\$1,567.78	\$3,406.22	\$5,115.59	\$6,887.56	\$8,802.16	\$11,002.05	\$13,308.14
Four 1.5 yd	\$1,907.80	\$4,120.30	\$6,174.82	\$8,304.58	\$10,605.98	\$13,250.61	\$2,136.74	\$4,614.74	\$6,915.80	\$9,301.13	\$11,878.70	\$14,840.68	\$17,909.98
One 2 yd.	\$530.67	\$1,195.64	\$1,828.27	\$2,484.13	\$3,192.23	\$4,004.79	\$594.35	\$1,339.12	\$2,047.66	\$2,782.23	\$3,575.30	\$4,485.36	\$5,494.66
Two 2 yd.	\$1,200.09	\$2,664.72	\$4,032.80	\$5,451.03	\$6,982.97	\$8,742.14	\$1,344.10	\$2,984.49	\$4,516.74	\$6,105.15	\$7,820.93	\$9,791.20	\$11,868.42
Three 2 yd.	\$1,768.01	\$3,888.60	\$5,865.48	\$7,914.82	\$10,128.64	\$12,671.54	\$1,980.17	\$4,355.23	\$6,569.34	\$8,864.60	\$11,344.08	\$14,192.12	\$17,143.35
Four 2 yd.	\$2,403.29	\$5,261.25	\$7,922.98	\$10,682.18	\$13,663.18	\$17,087.55	\$2,691.68	\$5,892.60	\$8,873.74	\$11,964.04	\$15,302.76	\$19,138.06	\$23,077.58
One 3 yd.	\$783.55	\$1,793.44	\$2,742.40	\$3,726.19	\$4,788.32	\$6,007.17	\$877.58	\$2,008.65	\$3,071.49	\$4,173.33	\$5,362.92	\$6,728.03	\$8,230.43
Two 3 yd.	\$1,708.86	\$3,802.97	\$5,870.45	\$7,788.60	\$9,979.76	\$12,495.82	\$1,913.92	\$4,259.33	\$6,574.90	\$8,723.23	\$11,177.33	\$13,995.32	\$16,954.88
Three 3 yd.	\$2,636.04	\$5,814.56	\$8,779.56	\$11,853.21	\$15,173.45	\$18,986.88	\$2,952.36	\$6,512.31	\$9,833.11	\$13,275.60	\$16,994.26	\$21,265.31	\$25,679.19
One 4 yd.	\$1,044.74	\$2,391.26	\$3,656.52	\$4,968.25	\$6,384.41	\$8,009.55	\$1,170.11	\$2,678.21	\$4,095.30	\$5,564.44	\$7,150.54	\$8,970.70	\$10,928.18
Two 4 yd.	\$2,246.89	\$5,034.45	\$7,643.02	\$10,347.24	\$13,267.71	\$16,620.76	\$2,516.52	\$5,638.58	\$8,560.18	\$11,588.91	\$14,859.84	\$18,615.25	\$22,512.15
Three 4 yd.	\$3,450.89	\$7,679.72	\$11,631.66	\$15,728.43	\$20,153.26	\$25,234.31	\$3,865.00	\$8,601.29	\$13,027.46	\$17,615.84	\$22,571.65	\$28,262.43	\$34,095.97
One 6 yd.	\$1,567.08	\$3,586.88	\$5,484.79	\$7,452.38	\$9,576.60	\$12,014.31	\$1,755.13	\$4,017.31	\$6,142.96	\$8,346.67	\$10,725.79	\$13,456.03	\$16,372.61
Two 6 yd.	\$3,356.74	\$7,536.11	\$11,448.66	\$15,504.70	\$19,885.00	\$24,913.76	\$3,759.55	\$8,440.44	\$12,822.50	\$17,365.26	\$22,271.20	\$27,903.41	\$33,727.57

PROPOSED COMMERCIAL MSW CART RATES EFFECTIVE JULY 1, 2025

	1x/week		2x/week		3x/week		4x/week		5x/week		6x/week		7x/week
	Current	Proposed	Current	Proposed	Current	Proposed	Current	Proposed	Current	Proposed	Current	Proposed	Proposed
35-gallon	\$48.01	\$53.77	\$96.01	\$107.53	\$144.01	\$161.29	\$192.03	\$215.07	\$240.04	\$268.84	\$288.03	\$322.59	\$376.34
65-gallon	\$96.22	\$107.77	\$192.39	\$215.48	\$288.60	\$323.23	\$384.84	\$431.02	\$481.04	\$538.76	\$577.27	\$646.54	\$754.32
95-gallon	\$144.09	\$161.38	\$288.17	\$322.75	\$432.26	\$484.13	\$576.36	\$645.52	\$720.43	\$806.88	\$864.54	\$968.28	\$1,129.69

COMERCIAL AND MULTI-FAMILY COMPACTORS (Less Than 6 Yards)

- Existing Compacted Rate Per Yard = \$130.35

To calculate rate per month = ((cost per yard x size bin x # of pick-ups per week x 52 weeks)/12 months)

Proposed Compacted Rate Per Yard = \$145.99

ROLL OFFS (Uncompacted)

As a result of the 2025 SWR rate study it was determined that MSW rates for roll-off debris boxes and certain temporary MSW service would be frozen at current rates. The rates for recycling roll-off boxes will be increased by 12.00% effective on July 1, 2025 and are shown below in detail. The recycling roll-off rates will be increased on January 1, 2026 by an additional 10.00%; on January 1, 2027 by an additional 8.00%; on January 1, 2028 by an additional 8.00%; and January 1, 2029 by an additional 6.00% and may be viewed on the City’s web site at [www.cityofnapa.org/SolidWasteRates](http://www.cityofnapa.org/SolidWasteRates).

- Existing Uncompacted Rate Per Yard = \$46.42
- Proposed Uncompacted Rate per Yard = \$46.42

Size of Roll Off (yards)	Current Rate Per Service	Proposed Rate Per Service (no change)
10	\$ 464.20	\$ 464.20
15	\$ 696.30	\$ 696.30
20	\$ 928.40	\$ 928.40
25	\$ 1,160.50	\$ 1,160.50
30	\$ 1,392.60	\$ 1,392.60
40	\$ 1,856.80	\$ 1,856.80

To calculate rate per month: ((rate per yard x size of bin x number of pickups per week x 52 weeks)/12 months)  
To calculate rate per service: Size of Bin x Uncompacted Rate Per Yard

ROLL OFFS (Compacted)

- Existing Compacted Rate Per Yard = \$130.35
- Proposed Compacted Rate Per Yard = \$145.99

Size of Compactor (yards)	Current Rate Per Month (1x week service)	Proposed Rate Per Month (1x week service)	Current Rate Per Service	Proposed Rate Per Service
6	\$3,389.10	\$3,795.74	\$782.10	\$875.94
10	\$5,648.50	\$6,326.23	\$1,303.50	\$1,459.90
15	\$8,472.75	\$9,489.35	\$1,955.25	\$2,189.85
20	\$11,297.00	\$12,652.47	\$2,607.00	\$2,919.80
25	\$14,121.25	\$15,815.58	\$3,258.75	\$3,649.75
30	\$16,945.50	\$18,978.70	\$3,910.50	\$4,379.70

To calculate rate per month: ((rate per yard x size of bin x number of pickups per week x 52 weeks)/12 months)  
To calculate rate per service: Size of Bin x Compacted Rate Per Yard

Temporary Bin Sizes and Rates – MSW (no change)  
Residential & Commercial Carpet Roll-off Service (Recycling)

Temporary Bin Sizes	Current Rate	Proposed Rate
1.5 yard	\$240.60	\$240.60
2.0 yard	\$240.60	\$240.60
3.0 yard	\$287.02	\$287.02
4.0 yard	\$333.42	\$333.42
6.0 yard	\$426.27	\$426.27
Cost Per Yard	\$46.43	\$46.43

	Current Rate	Proposed Rate
Roll Off Box Size	Rate Per Service	Rate Per Service
20 Cubic Yards	\$301.62	\$337.81
30 Cubic Yards	\$403.45	\$451.86
40 Cubic Yards	\$505.26	\$565.89

ROLL OFFS (Recycled Materials)

	Current Rate	Proposed Rate
10 YARDS	Per Service	Per Service
Asphalt	\$205.79	\$230.48
Concrete	\$244.98	\$274.38
Dirt	\$293.99	\$329.27
20 YARDS		
Wood	\$195.99	\$219.51
Yard trimmings	\$333.20	\$373.18

	Current Rate	Proposed Rate
30 YARDS	Per Service	Per Service
Metal	\$0.00	\$0.00
Wood	\$244.98	\$274.38
Yard trimmings	\$431.19	\$482.93
OTHER		
Manure	\$195.99	\$219.51
Pomace	\$195.99	\$219.51
Sheetrock	\$195.99	\$219.51



Commercial and Multi-family Food Scrap Recycling, Yard Trimming Recycling, and Packaged Organics Rates

Commercial food scrap collection is currently offered at 75% of the equivalent MSW service and yard trimmings collection service is offered at no charge. As a result of the 2025 SWR study, the City will be implementing a 5-year phased in rate for yard trimmings collection service in which the rate will go from its current ‘no charge’ status to a cost-recovery model. Food scrap collection rates will also be phased down from the current 75% of MSW rate to a lower cost recovery rate over a five-year period. The City has introduced new cost-recovery rates specifically for multi-family food scraps, multi-family yard trimmings, and commercial and multi-family packaged organics. Packaged organics service, which is reserved for food scrap generators with high levels of non-compostable contamination in the stream, is not currently offered, but may be activated by the City over the five-year rate adjustment period. Rate tables showing the specific maximum commercial and multi-family food scraps, yard trimmings, and packaged organics rates proposed to become effective July 1, 2025; January 1, 2026; January 1, 2027; January 1, 2028; and January 1, 2029 may be viewed on the City's web site at [www.cityofnapa.org/SolidWasteRates](http://www.cityofnapa.org/SolidWasteRates). The proposed phase-in cost-recovery rate for these services over a 5-year period is shown in the tables. The food scrap compactor rate will not be adjusted from the current rate.

Commercial Food Scrap Rates													
Size	1x/week		2x/week		3x/week		4x/week		5x/week		6x/week		7x/week
	Current	Proposed	Current	Proposed	Current	Proposed	Current	Proposed	Current	Proposed	Current	Proposed	Proposed
35-gallon	\$36.01	\$31.68	\$72.01	\$62.72	\$108.01	\$93.76	\$144.02	\$124.81	\$180.03	\$155.85	\$216.02	\$186.88	\$217.91
65-gallon	\$72.17	\$61.49	\$144.29	\$122.31	\$216.45	\$183.16	\$288.63	\$244.02	\$360.78	\$304.86	\$432.95	\$365.72	\$426.58
95-gallon	\$108.07	\$91.09	\$216.13	\$181.54	\$324.20	\$272.00	\$432.27	\$362.46	\$540.32	\$452.90	\$648.41	\$543.37	\$633.84
1 Cubic Yard	NA	\$189.98	NA	\$399.45	NA	\$596.77	NA	\$801.06	NA	\$1,021.24	NA	\$1,273.20	\$1,525.17
2 Cubic Yard	\$447.83	\$375.64	\$953.78	\$793.37	\$1,429.36	\$1,186.80	\$1,922.36	\$1,594.17	\$2,455.09	\$2,033.32	\$3,067.28	\$2,536.04	\$3,038.76

Multifamily Food Scrap Rates														
Size	1x/week		2x/week		3x/week		4x/week		5x/week		6x/week		7x/week	
	Current	Proposed	Current	Proposed	Current	Proposed	Current	Proposed	Current	Proposed	Current	Proposed	Proposed	Proposed
35-gallon	\$36.01	\$34.26	\$72.01	\$67.89	\$108.01	\$101.51	\$144.02	\$135.14	\$180.03	\$168.77	\$241.94	\$202.38	\$236.00	\$236.00
65-gallon	\$72.17	\$64.07	\$144.29	\$127.48	\$216.45	\$190.91	\$288.63	\$254.35	\$360.78	\$317.78	\$484.91	\$381.22	\$444.66	\$444.66
95-gallon	\$108.07	\$93.68	\$216.13	\$186.71	\$324.20	\$279.75	\$432.27	\$372.79	\$540.32	\$465.82	\$726.21	\$558.87	\$651.92	\$651.92
1 Cubic Yard	NA	\$192.56	NA	\$404.62	NA	\$604.52	NA	\$811.39	NA	\$1,034.16	NA	\$1,288.70	\$1,543.25	\$1,543.25
2 Cubic Yard	\$447.83	\$378.22	\$953.78	\$798.53	\$1,429.36	\$1,194.55	\$1,922.36	\$1,604.51	\$2,455.09	\$2,046.24	NA	\$2,551.54	\$3,056.84	\$3,056.84

Commercial Packaged Organics Rates (no current rate for this service)								
SIZE	1X/WEEK	2X/WEEK	3X/WEEK	4X/WEEK	5X/WEEK	6X/WEEK	7X/WEEK	
35-gallon	\$32.01	\$63.38	\$94.75	\$126.14	\$157.51	\$188.88	\$220.24	
65-gallon	\$62.11	\$123.54	\$185.01	\$246.49	\$307.94	\$369.42	\$430.89	
95-gallon	\$91.99	\$183.35	\$274.70	\$366.07	\$457.41	\$548.78	\$640.15	
1 Cubic Yard	\$191.88	\$403.25	\$602.47	\$808.65	\$1,030.73	\$1,284.59	\$1,538.45	
2 Cubic Yard	\$379.44	\$800.96	\$1,198.19	\$1,609.36	\$2,052.30	\$2,558.82	\$3,065.33	

Multifamily Packaged Organics Rates (no current rate for this service)								
SIZE	1X/WEEK	2X/WEEK	3X/WEEK	4X/WEEK	5X/WEEK	6X/WEEK	7X/WEEK	
35-gallon	\$34.60	\$68.55	\$102.50	\$136.47	\$170.43	\$204.38	\$238.32	
65-gallon	\$64.69	\$128.71	\$192.76	\$256.82	\$320.86	\$384.92	\$448.98	
95-gallon	\$94.58	\$188.51	\$282.45	\$376.40	\$470.33	\$564.28	\$658.23	
1 Cubic Yard	\$194.46	\$408.41	\$610.22	\$818.99	\$1,043.65	\$1,300.09	\$1,556.54	
2 Cubic Yard	\$382.02	\$806.13	\$1,205.94	\$1,619.69	\$2,065.22	\$2,574.32	\$3,083.41	

Commercial Yard Trimmings Rates (currently offered at no charge)								
SIZE	1X/WEEK	2X/WEEK	3X/WEEK	4X/WEEK	5X/WEEK	6X/WEEK	7X/WEEK	
35-gallon	\$2.24	\$4.48	\$6.71	\$8.95	\$11.19	\$13.43	\$15.67	
65-gallon	\$3.12	\$6.24	\$9.36	\$12.48	\$15.60	\$18.72	\$21.84	
95-gallon	\$4.00	\$8.00	\$12.01	\$16.01	\$20.01	\$24.01	\$28.01	
1 Cubic Yard	\$7.09	\$14.18	\$21.26	\$28.35	\$35.44	\$42.53	\$49.62	
2 Cubic Yard	\$12.97	\$25.94	\$38.90	\$51.87	\$64.84	\$77.81	\$90.77	
3 Cubic Yard	\$18.85	\$37.69	\$56.54	\$75.39	\$94.23	\$113.08	\$131.93	
4 Cubic Yard	\$24.73	\$49.45	\$74.18	\$98.91	\$123.63	\$148.36	\$173.08	
6 Cubic Yard	\$36.48	\$72.97	\$109.45	\$145.94	\$182.42	\$218.91	\$255.39	

Multifamily Yard Trimmings Rates (currently offered at no charge)								
SIZE	1X/WEEK	2X/WEEK	3X/WEEK	4X/WEEK	5X/WEEK	6X/WEEK	7X/WEEK	
35-gallon	\$4.82	\$9.64	\$14.46	\$19.28	\$24.11	\$28.93	\$33.75	
65-gallon	\$5.70	\$11.41	\$17.11	\$22.81	\$28.52	\$34.22	\$39.92	
95-gallon	\$6.59	\$13.17	\$19.76	\$26.34	\$32.93	\$39.51	\$46.10	
1 Cubic Yard	\$9.67	\$19.34	\$29.01	\$38.69	\$48.36	\$58.03	\$67.70	
2 Cubic Yard	\$15.55	\$31.10	\$46.65	\$62.20	\$77.75	\$93.31	\$108.86	
3 Cubic Yard	\$21.43	\$42.86	\$64.29	\$85.72	\$107.15	\$128.58	\$150.01	
4 Cubic Yard	\$27.31	\$54.62	\$81.93	\$109.24	\$136.55	\$163.86	\$191.17	
6 Cubic Yard	\$39.07	\$78.14	\$117.20	\$156.27	\$195.34	\$234.41	\$273.48	

Special Events Food Scrap Collection – rate per container per service

	Current	Proposed
35-gallon Food Scrap Cart	\$11.47	\$12.85
65-gallon Food Scrap Cart	\$17.19	\$19.25
95-gallon Food Scrap Cart	\$22.91	\$25.66
1.5 Cubic Yard Food Scrap Bin	\$123.89	\$138.76
2 Cubic Yard Food Scrap Bin	\$140.53	\$157.39
3 Cubic Yard Food Scrap Bin	\$173.85	\$194.71
4 Cubic Yard Food Scrap Bin	\$207.16	\$232.02
6 Cubic Yard Food Scrap Bin	\$274.82	\$307.80

Food Scrap Compactors (no increase in rate)

Cost Per Yard (Compacted)	Current:	\$97.76	Proposed:	\$97.76
	Per Month 1x/week		Per Service	
Compactors (yds)	Current	Proposed	Current	Proposed
6	\$2,541.76	\$2,541.76	\$586.56	\$586.56
10	\$4,236.27	\$4,236.27	\$977.60	\$977.60
15	\$6,354.40	\$6,354.40	\$1,466.40	\$1,466.40
20	\$8,472.53	\$8,472.53	\$1,955.20	\$1,955.20
25	\$10,590.67	\$10,590.67	\$2,444.00	\$2,444.00
30	\$12,708.80	\$12,708.80	\$2,932.80	\$2,932.80

Calculate rate = ((cost per yd x size bin x # of pick ups per week x 52 weeks)/12 months

Split 20-cubic Yard Roll-off Boxes – 2 Material Types per Box

Materials (Two Per Split Box)	Current	Proposed
	Rate Per Service	Rate Per Service
MSW & Wood	\$562.16	\$629.62
MSW & Yardwaste	\$630.78	\$706.47
MSW & Sheetrock	\$562.16	\$629.62
MSW & Metal	\$464.17	\$519.87
MSW & Cardboard	\$464.17	\$519.87
MSW & Mixed Recyclable Materials	\$464.17	\$519.87
Wood & Yardwaste	\$264.60	\$296.35
Wood & Sheetrock	\$195.99	\$219.51
Wood & Metal	\$98.00	\$109.76
Wood & Cardboard	\$98.00	\$109.76
Wood & Mixed Recyclable Materials	\$98.00	\$109.76

Materials (Two Per Split Box) Cont.	Current	Proposed
	Rate Per Service	Rate Per Service
Yard trimmings and sheetrock	\$264.60	\$296.35
Yard trimmings & Metal	\$166.61	\$186.60
Yard trimmings & Cardboard	\$166.61	\$186.60
Yard trimmings and Mixed Recyclable Materials	\$166.61	\$186.60
Sheetrock & Metal	\$98.00	\$109.76
Sheetrock & Cardboard	\$98.00	\$109.76
Sheetrock & Mixed Recyclable Materials	\$98.00	\$109.76
Metal & Cardboard	Free	Free
Metal & Mixed Recyclable Materials	Free	Free
Cardboard & Mixed Recyclable Materials	Free	Free

MISCELLANEOUS CHARGES

The proposed increases of 12.00% effective July 1, 2025, is shown in the miscellaneous rates below. Each of these rates will be increased on January 1, 2026, by an additional 10.00%; on January 1, 2027, by an additional 8.00%; on January 1, 2028, by an additional 8.00%; and January 1, 2029, by an additional 6.00%.

		Current Rate	Proposed Rate
Residential			
	Additional Carts (\$/Cart/Month)		
1	MSW	To be provided at monthly rate multiplied by number of carts	
	Recycle (after 4-35gal or 2-95gal)		
2	20-gallon	\$5.17	\$5.79
3	35-gallon	\$5.17	\$5.79
4	65-gallon	\$5.17	\$5.79
5	95-gallon	\$5.17	\$5.79
	Yard trimmings (after 4-35 gal or 2-95 gal)		
6	20-gallon	\$5.17	\$5.79
7	35-gallon	\$5.17	\$5.79
8	65-gallon	\$5.17	\$5.79
9	95-gallon	\$5.17	\$5.79
10	Bulky Items (\$/service up to 4 items)	\$56.84	\$63.66
11	Each item over 4 items (\$/item) - excluding e-waste, cardboard	\$22.93	\$25.68
12	Cardboard and single stream recyclables	Free	Free
13	E-Waste (CRTs/LCDs), Metal Items and Cooking Oil	Free	Free
	Extra Empty (\$/bin/Service)		
14	On day of service (Monday-Friday) up to 9 bags (30 gal.)/barrels	\$9.61/each barrel	\$10.76/each barrel
15	On day of service (Monday-Friday) 10 or more bags/barrels	\$46.43/yard	\$52/yard
16	Not on day of service (Monday-Friday) up to 9 bags/barrels	\$9.61/barrel + \$76.73 trip charge	\$10.76/barrel + \$85.94 trip charge
17	Not on day of service (Monday-Friday) 10 or more bags/barrels	\$46.43/yard + \$76.73 trip charge	\$52/yard + \$85.94 trip charge
18	Not on day of service (Saturday, Sunday) up to 9 bags/barrels	\$9.61/barrel + \$221.75 trip charge	\$10.76/barrel + \$248.36 trip charge
19	Not on day of service (Saturday, Sunday) 10 or more bags/barrels	\$46.43/yard + \$221.75 trip charge	\$52/yard + \$248.36 trip charge
	Backyard Service (includes MSW, Recycle, YW) (\$/Month)		
20	5-600 feet	\$34.65	\$38.81
21	601 feet or more	\$42.87	\$48.01
22	With doctors note	Free	Free
	Commercial & Multi-family		
1	Bulky Items (\$/service up to 4 items)	\$113.66	\$127.30
2	Cardboard and single stream recyclables	Free	Free
3	Each item over 4 items (\$/item) - excluding e-waste, occ	\$22.93	\$25.68
4	E-Waste (CRTs/LCDs), Metal Items and Cooking Oil	Free	Free
5	Pallets	\$113.66	\$127.30
	Extra Empty (\$/Bin/Empty)		
	Commercial		
6	35-gallon	\$22.93	\$25.68
7	65-gallon	\$34.39	\$38.52
8	95-gallon	\$45.82	\$51.32
	Commercial and Multi-Family		
9	1.5-yard	\$247.76	\$277.49
10	2-yard	\$281.07	\$314.80
11	3-yard	\$347.69	\$389.41
12	4-yard	\$414.30	\$464.02
13	6-yard	\$549.66	\$615.62
	Miscellaneous		
14	Bin Cleaning/Bin Exchange (\$/Bin/Service)	\$310.18	\$347.40
15	Heavy Waste	\$137.55	\$154.06
16	Hourly labor charge (for 2 persons) for on-site transfer of solid waste/materials from smaller exterior collection containers to larger exterior collection container(s)	\$162.83	\$182.37

17	Locking Bin or Key Fee	\$11.47	\$12.85
	Recycling Services (\$/Service)		
18	Single Stream Recyclables (less than 10 yard)	Free	Free
		Current Rate	Proposed Rate
19	Source Separated Recyclables (less than 10 yard)	Free	Free
20	Yard trimmings (less than 10 yard)	Free	Free
	Saturday, Sunday, Holiday Service (\$/day(s)/month)		
21	35-gallon	\$172.24	\$192.91
22	65-gallon	\$172.24	\$192.91
23	95-gallon	\$172.24	\$192.91
	Trip Charges (\$/Trip)		
24	up to 35-gallon	\$76.75	\$85.96
25	35-gallon – 6-yards	\$147.83	\$165.57
	Roll Off/Compactor/Temporary Bins		
1	Overweight Surcharge (10 yards and more)	Trip charge (\$246.35) plus cost to bring in equipment capable of removing such materials plus \$97.53 per ton	Trip charge (\$275.91) plus cost to bring in equipment capable of removing such materials plus \$109.23 per ton
2	Sealed watertight roll off boxes (for wet materials such as pomace). Additional charge/service for special sealed box and added labor	\$51.80	\$58.02
	Miscellaneous		
3	Demurrage for non-removal after 3 days (\$/Bin/Day)	\$30.60	\$34.27
4	Trip Charge - Move/Relocate Box (\$/Box/Service)	\$246.35	\$275.91
5	Rental Fee (\$/day)	\$30.60	\$34.27
	Temporary Bins (\$/5 days)		
6	2-yard	\$240.59	\$269.46
7	3-yard	\$287.02	\$321.46
8	4-yard	\$333.42	\$373.43
	Other Fees		
1	City Directed Spill Clean Up	\$411.57	\$460.96
	Contaminated Recycling Fees		
	Residential recyclables, yard trimmings		
2	35-gallon	\$22.93	\$25.68
3	65-gallon	\$34.39	\$38.52
4	95-gallon	\$45.82	\$51.32
	Commercial (bins) recyclables, yard trimmings		
5	1.5-yard	\$247.76	\$277.49
6	2-yard	\$281.07	\$314.80
7	3-yard	\$347.69	\$389.41
8	4-yard	\$414.30	\$464.02
9	6-yard	\$549.66	\$615.62
	Fines for SB 1383 Non-compliance		
10	1st violation within a 12-month period		\$100
11	2nd violation within a 12-month period		\$200
12	3rd violation or more within a 12-month period		\$500
	Deposit		
13	Commercial cart	\$60.00	\$80.00
14	Resident	\$30.00	\$40.00
15	Residential Cart Redelivery Charge	\$25.00	\$25.00
	Roll Off/Compactors/Commercial bin		
16	MSW	50% of service	50% of service
17	Recycle	50% of service	50% of service

**CITY OF NAPA  
SOLID WASTE RATES PROTEST FORM**

***You do not need to complete this form if you do not oppose the proposed rate increase.  
If you wish to protest the proposed rate increase, you may use this sample form.***

☐ Check the box if you agree with the following statement:

I protest the proposed rate increase for the collection of solid waste (trash), recycling, and compostables. I certify that I am the property owner and/or responsible for paying the solid waste rates for this property.

Comments or Reason for Protest (optional):

---

---

---

---

---

Street Address \_\_\_\_\_  
\_\_\_\_\_

\_\_\_\_\_  
Signature

\_\_\_\_\_  
Printed Name

**Mail to:**  
Napa City Clerk  
P.O. Box 660  
Napa, CA 94559-0660  
Attn: Proposition 218 Protest  
**\*Please mail this protest form  
back in a stamped envelope.\***

**- OR -**

**Deliver in person to:**  
Napa City Clerk  
955 School Street  
Napa, CA 94559-0660  
Attn: Proposition 218 Protest

**In order to be counted, all written protests must be received by the City, whether sent by mail or delivered in person, by the close of the public hearing June 17, 2025 at 6:30 pm.**





**DO NOT DISCARD.**  
IMPORTANT  
SOLID WASTE/  
RECYCLING RATE  
INFORMATION  
ENCLOSED.

PO Box 660  
Napa, CA 94559

If you own more than one parcel, you may receive multiple notices. We apologize for the inconvenience.

Presorted  
Standard  
US Postage  
PAID  
Napa, CA  
Permit \_\_\_\_



## PROPOSED RATE INCREASE TO SOLID WASTE AND RECYCLING CHARGES

**PUBLIC HEARING - JUNE 17, 2025 AT 6:30 P.M.,  
CITY HALL, 955 SCHOOL STREET, NAPA, CA 94559**



**When in Doubt, Find Out!**  
Learn more at [NapaRecycling.com](http://NapaRecycling.com)

*Printed on 100% Post-Consumer Recycled Paper*