



**Linn Design Studio**

HISTORIC DISTRICTS SIGN PROGRAM | **HERITAGE NAPA**

**DRAFT**

©LINN DESIGN STUDIO  
DATE PREPARED: 22 NOVEMBER 2016



**Linn Design Studio**  
635 Even Street | Napa, California  
707 | 393 | 4454  
LinnDesignStudio.com

HERITAGE NAPA  
LOGO

ALL DISTRICTS



Linn Design Studio  
635 Even Street | Napa, California  
707 | 393 | 4454  
LinnDesignStudio.com

HISTORIC DISTRICTS SIGN PROGRAM | **HERITAGE NAPA**

**DRAFT**

©LINN DESIGN STUDIO  
DATE PREPARED: 22 NOVEMBER 2016



DETAIL .....

MATERIALS

**SCULPTED/ CAST BRONZE**

OTHER INFO

**7.5" DIAMETER**

**THIS BRONZE MEDALLION  
APPEARS ON:**

*Monument Sign*

*Interpretive Sign*

*Gateway Sign*

*Can be used as resource identification*

*Approximate price \$450 each - same  
technique as Barbary Coast Trail Plaques*



Sample of sculpted bronze



Linn Design Studio  
635 Even Street | Napa, California  
707 | 393 | 4454  
LinnDesignStudio.com

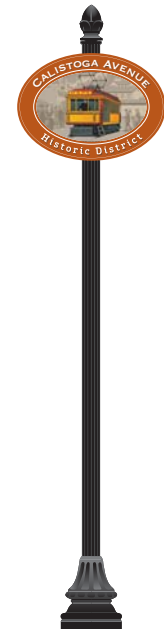

HISTORIC DISTRICTS SIGN PROGRAM | **HERITAGE NAPA**

**DRAFT**

©LINN DESIGN STUDIO  
DATE PREPARED: 22 NOVEMBER 2016

## DISTRICT SIGN PROGRAM

### CALISTOGA AVENUE



Linn Design Studio  
635 Even Street | Napa, California  
707 | 393 | 4454  
LinnDesignStudio.com

HISTORIC DISTRICTS SIGN PROGRAM | **HERITAGE NAPA**

**DRAFT**

©LINN DESIGN STUDIO  
DATE PREPARED: 18 NOVEMBER 2016

## DISTRICT SIGN PROGRAM

NAPA ABAJO | FULLER PARK



Linn Design Studio  
635 Even Street | Napa, California  
707 | 393 | 4454  
LinnDesignStudio.com

## HISTORIC DISTRICTS SIGN PROGRAM | HERITAGE NAPA

# DRAFT

©LINN DESIGN STUDIO  
DATE PREPARED: 18 NOVEMBER 2016

## DISTRICT GATEWAY Monument

NAPA ABAJO | FULLER PARK

4-SIDED CUSTOM CONSTRUCTED CABINET  
(MATERIALS TBD)

### FRONT

MAP IS SEPARATE PANEL. REPLACEABLE WHEN NECESSARY  
3-D 1/2" ACRYLIC LETTERS "WELCOME TO HISTORIC NAPA"  
BRONZE "HERITAGE NAPA" MEDALLION  
1/2" YELLOW MOULDING WRAPS AROUND CABINET

### LOWER PANEL:

DISTRICT NAME: 1/4 " DIMENSIONAL LETTERS MOUNTED TO FACE  
COLOR OF LOWER PANEL CHANGES PER DISTRICT

### IMAGE

MAP CHANGES PER DISTRICT, AS NECESSARY  
MAP HAS [explorenapa.org](http://explorenapa.org) LINK & A QR CODE TO SCAN FOR WALKING TOUR


### BACK

3-D 1/2" ACRYLIC LETTERS "WELCOME TO HISTORIC NAPA"  
BRONZE "HERITAGE NAPA" MEDALLION  
1/2" YELLOW MOULDING  
ARROWS + DISTRICT NAMES: FLUSH TO CABINET SURFACE

### LOWER PANEL:

DISTRICT NAME: 1/4 " DIMENSIONAL LETTERS MOUNTED TO FACE  
COLOR OF LOWER PANEL CHANGES PER DISTRICT

PREFABRICATED BLACK, ALUMINUM POLE & BASE



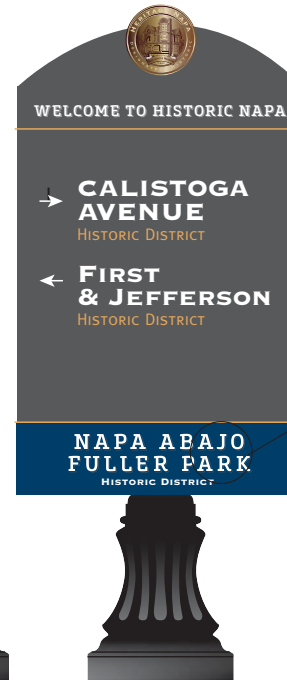
### SIDE VIEW

6'2"

20 3/4"



### BACK VIEW



DISTRICT NAME:  
DIMENSIONAL ACRYLIC LETTERS  
DROP LINE FLUSH TO CABINET  
"HISTORIC DISTRICT":  
FLUSH TO CABINET SURFACE



Linn Design Studio  
635 Even Street | Napa, California  
707.136.1454  
[LinnDesignStudio.com](http://LinnDesignStudio.com)

HISTORIC DISTRICTS SIGN PROGRAM | HERITAGE NAPA

**DRAFT**

©LINN DESIGN STUDIO  
DATE PREPARED: 18 NOVEMBER 2016

## DISTRICT GATEWAY Interpretive

FULLER PARK | NAPA ABAJO

### MATERIALS

7.5" BRONZE "HERITAGE NAPA" MEDALLION

WHITE ACRYLIC LETTERS "HISTORIC DISTRICT" 3/4" DEPTH

26.5" X 40.5" ALUMINUM PANEL, VINYL GRAPHICS  
FABRICATED CABINET - MATERIALS TBD

### IMAGE

MAP, PHOTOS/ ILLUSTRATIONS, DISTRICT INFORMATION

GRAPHICS CHANGE PER DISTRICT, AS NECESSARY  
MAP HAS [explorenapa.org](http://explorenapa.org) LINK /QR CODE TO SCAN FOR  
WALKING TOUR

PREFABRICATED BLACK, ALUMINUM POLE & BASE

### OTHER INFO

OUTER COLOR OF PANEL CHANGES PER DISTRICT



Linn Design Studio  
635 Even Street | Napa, California  
707 | 393 | 4454  
[LinnDesignStudio.com](http://LinnDesignStudio.com)

HISTORIC DISTRICTS SIGN PROGRAM | **HERITAGE NAPA**

**DRAFT**

©LINN DESIGN STUDIO  
DATE PREPARED: 18 NOVEMBER 2016

**DISTRICT GATEWAY  
Pole Sign**

**NAPA ABAJO | FULLER PARK**


**MATERIALS**  
**BRONZE "HERITAGE NAPA" MEDALLION**

**WHITE ACRYLIC LETTERS "HISTORIC DISTRICT" 1" DEPTH**  
**TWO-SIDED**  
**26.5" X 40.5" ALUMINUM PANEL, VINYL GRAPHICS**

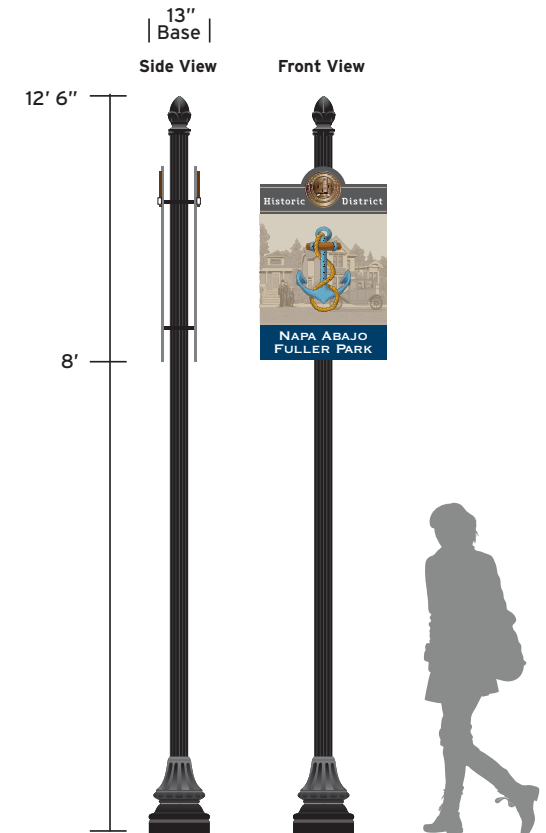
**IMAGE AND WORDING**  
**ILLUSTRATION CHANGES PER DISTRICT**  
**BACKGROUND COLOR REMAINS THE SAME PER DISTRICT**  
**ICON AND COLOR OF ICON CHANGES PER DISTRICT**

**PREFABRICATED BLACK, ALUMINUM POLE, BASE & FINIAL**  
**PLB 102-4-12-FLUTED-BK**  
**PF 1-BK POLE FINIAL**

**OTHER INFO**  
**COLOR OF BOTTOM PANEL CHANGES PER DISTRICT**



Front View



Linn Design Studio  
635 Even Street | Napa, California  
707 | 393 | 4454  
LinnDesignStudio.com

HISTORIC DISTRICTS SIGN PROGRAM | **HERITAGE NAPA**

**DRAFT**

©LINN DESIGN STUDIO  
DATE PREPARED: 22 NOVEMBER 2016

## DISTRICT GATEWAY Pole Sign

FULLER PARK ~ NAPA ABAJO

### MATERIALS

**TWO SIDED**  
31" X 22.5" OVAL ALUMINUM PANEL, VINYL GRAPHICS



### IMAGE

ILLUSTRATION CHANGES PER DISTRICT  
BACKGROUND COLOR REMAINS THE SAME PER DISTRICT  
ICON AND COLOR OF ICON CHANGES PER DISTRICT

PREFABRICATED BLACK, ALUMINUM POLE, BASE & FINIAL

### OTHER INFO

COLOR OF OUTER PANEL CHANGES PER DISTRICT



Linn Design Studio  
635 Even Street | Napa, California  
707 | 393 | 4454  
LinnDesignStudio.com

HISTORIC DISTRICTS SIGN PROGRAM | HERITAGE NAPA

**DRAFT**

©LINN DESIGN STUDIO  
DATE PREPARED: 18 NOVEMBER 2016

**DISTRICT IDENTIFICATION**  
Sidewalk Marker  
Resource Identification

**NAPA ABAJO | FULLER PARK**

**MATERIALS**  
SCULPTED/ CAST BRONZE

**OTHER INFO**  
14" X 10.5"  
INSTALLED IN CONCRETE  
SIDEWALKS

**IMAGE AND WORDING**  
CHANGES PER DISTRICT

**OPTIONAL**  
MAY ADD "THIS PLACQUE  
SPONSORED BY ....."

THIS PLACQUE MAY ALSO BE USED AS A  
RESOURCE IDENTIFIER FOR LARGE BUILD-  
INGS


The side walk Plaque in 3D would be  
approximately \$1195.00.

10.5"



This color illustration shown as  
sample of the artwork that would  
be bronze. No color would be added  
to the final piece.

Sample of bronze street marker in SF



**Linn Design Studio**  
635 Even Street | Napa, California  
707 | 393 | 4454  
LinnDesignStudio.com

HISTORIC DISTRICTS SIGN PROGRAM | **HERITAGE NAPA**

**DRAFT**

©LINN DESIGN STUDIO  
DATE PREPARED: 18 NOVEMBER 2016

## CHOOSE RESOURCE ID:

**Option 1: Bronze Medallion: Heritage Napa**

Same for all districts. This is the same medallion/ same size as the medallion used for signs.

**Option 2: Bronze Medallion from Option 1**

Add large bronze Plaque as option for large buildings/ resources.

**Option 3: Bronze + Ceramic Medallion****Option 4: Bronze + Ceramic Medallion**

Add large bronze Plaque as option for large buildings/ resources



Linn Design Studio  
635 Even Street | Napa, California  
707 | 393 | 4454  
LinnDesignStudio.com

HISTORIC DISTRICTS SIGN PROGRAM | HERITAGE NAPA

**DRAFT**

©LINN DESIGN STUDIO  
DATE PREPARED: 22 NOVEMBER 2016

HERITAGE NAPA RESOURCE IDENTIFICATION
CALISTOGA AVENUE
FULLER PARK ~ NAPA ABAJO
ALL DISTRICTS

DETAIL .....

MATERIALS

**SCULPTED/ CAST BRONZE**

OTHER INFO

**7.5" DIAMETER**

**THIS BRONZE MEDALLION  
APPEARS ON:**

*Approximate price \$450 each - same  
technique as Barbary Coast Trail Plaques*



Sample of sculpted bronze



Linn Design Studio  
635 Even Street | Napa, California  
707 | 393 | 4454  
LinnDesignStudio.com

HISTORIC DISTRICTS SIGN PROGRAM | **HERITAGE NAPA**

**DRAFT**

©LINN DESIGN STUDIO  
DATE PREPARED: 22 NOVEMBER 2016

RESOURCE  
IDENTIFICATION

CALISTOGA AVENUE  
FULLER PARK ~ NAPA ABAJO

DETAIL .....

MATERIALS

SCULPTED/ CAST BRONZE  
CERAMIC CENTER

Center artwork changes per district

OTHER INFO

7.5" DIAMETER

THIS MEDALLION

APPEARS ON:

*Designated historic buildings*



Linn Design Studio  
635 Even Street | Napa, California  
707 | 393 | 4454  
LinnDesignStudio.com

HISTORIC DISTRICTS SIGN PROGRAM | HERITAGE NAPA

**DRAFT**

©LINN DESIGN STUDIO  
DATE PREPARED: 18 NOVEMBER 2016

**RESOURCE  
IDENTIFICATION  
Medallion**

**Bronze + Ceramic Center  
Napa Abajo | Fuller Park**

**OPTION 2:  
SCULPTED BRONZE RIM  
+ PRINTED CERAMIC CENTER**

Image CHANGES for each district:  
District ICON + Background/  
"Napa Abajo ~ Fuller Park District  
| Designated Historic"



7.5"



Linn Design Studio  
635 Even Street | Napa, California  
707 | 363 | 4454  
LinnDesignStudio.com

HISTORIC DISTRICTS SIGN PROGRAM | **HERITAGE NAPA**

**DRAFT**

©LINN DESIGN STUDIO  
DATE PREPARED: 22 NOVEMBER 2016

**RESOURCE  
IDENTIFICATION  
Medallion**

**Bronze + Ceramic Center  
Calistoga Avenue**

**OPTION 2:  
SCULPTED BRONZE RIM  
+ PRINTED CERAMIC CENTER**

Image CHANGES for each district:  
District ICON + Background/  
"Napa Abajo ~ Fuller Park District  
| Designated Historic"



7.5"



Linn Design Studio  
635 Even Street | Napa, California  
707 | 363 | 4454  
LinnDesignStudio.com

HISTORIC DISTRICTS SIGN PROGRAM | **HERITAGE NAPA**

**DRAFT**

©LINN DESIGN STUDIO  
DATE PREPARED: 22 NOVEMBER 2016

## RESOURCE IDENTIFICATION Medallion

Bronze

### OPTION 1: SCULPTED BRONZE

IMAGE IS THE **SAME**  
FOR ALL DISTRICTS:  
MIGLIAVACCA MANSION/  
HERITAGE NAPA LOGO  
"Heritage Napa | Designated Historic"

*This is the SAME medallion  
that is found on the following signs:  
Monument  
Interpretive  
Gateway Identification*



7.5"



Linn Design Studio  
635 Even Street | Napa, California  
707 | 393 | 4454  
LinnDesignStudio.com

## HISTORIC DISTRICTS SIGN PROGRAM | HERITAGE NAPA

# DRAFT

©LINN DESIGN STUDIO  
DATE PREPARED: 22 NOVEMBER 2016

**RESOURCE  
IDENTIFICATION  
Bronze Placque**

**Napa Abajo | Fuller Park**

**(For larger Buildings)  
SCULPTED BRONZE**

Image CHANGES for each district:  
District ICON + Background/  
"Napa Abajo ~ Fuller Park District  
| Designated Historic"  
"This Plaque Sponsored By XYZ"



Linn Design Studio  
635 Even Street | Napa, California  
707 | 393 | 4454  
LinnDesignStudio.com

HISTORIC DISTRICTS SIGN PROGRAM | **HERITAGE NAPA**

**DRAFT**

©LINN DESIGN STUDIO  
DATE PREPARED: 22 NOVEMBER 2016

**RESOURCE  
IDENTIFICATION  
Bronze Placque**

**Calistoga Avenue**

**(For larger Buildings)  
SCULPTED BRONZE**

Image CHANGES for each district:  
District ICON + Background/  
"Napa Abajo ~ Fuller Park District  
| Designated Historic"  
"This Plaque Sponsored By XYZ"



Linn Design Studio  
635 Even Street | Napa, California  
707 | 363 | 4454  
LinnDesignStudio.com

HISTORIC DISTRICTS SIGN PROGRAM | **HERITAGE NAPA**

**DRAFT**

©LINN DESIGN STUDIO  
DATE PREPARED: 22 NOVEMBER 2016

## DISTRICT GATEWAY Monument

CALISTOGA AVENUE

4-SIDED CUSTOM CONSTRUCTED CABINET  
(MATERIALS TBD)

**FRONT**  
MAP IS SEPARATE PANEL. REPLACEABLE WHEN NECESSARY  
3-D 1/2" ACRYLIC LETTERS "WELCOME TO HISTORIC NAPA"  
BRONZE "HERITAGE NAPA" MEDALLION  
1/2" YELLOW MOULDING WRAPS AROUND CABINET


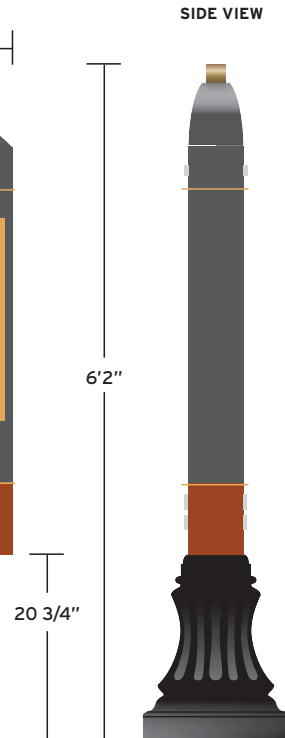
**LOWER PANEL:**  
DISTRICT NAME: 1/4 " DIMENSIONAL LETTERS MOUNTED TO FACE  
COLOR OF LOWER PANEL CHANGES PER DISTRICT

**IMAGE**  
MAP CHANGES PER DISTRICT, AS NECESSARY  
MAP HAS [explorenapa.org](http://explorenapa.org) LINK & QR CODE TO SCAN FOR WALKING TOUR

**BACK**  
3-D 1/2" ACRYLIC LETTERS "WELCOME TO HISTORIC NAPA"  
BRONZE "HERITAGE NAPA" MEDALLION  
1/2" YELLOW MOULDING  
ARROWS + DISTRICT NAMES: FLUSH TO CABINET SURFACE

**LOWER PANEL:**  
DISTRICT NAME: 1/4 " DIMENSIONAL LETTERS MOUNTED TO FACE  
COLOR OF LOWER PANEL CHANGES PER DISTRICT

PREFABRICATED BLACK, ALUMINUM POLE & BASE



DISTRICT NAME:  
DIMENSIONAL ACRYLIC LETTERS  
DROP LINE FLUSH TO CABINET  
"HISTORIC DISTRICT":  
FLUSH TO CABINET SURFACE



Linn Design Studio  
635 Even Street | Napa, California  
707.363.4554  
[LinnDesignStudio.com](http://LinnDesignStudio.com)

HISTORIC DISTRICTS SIGN PROGRAM | HERITAGE NAPA

**DRAFT**

©LINN DESIGN STUDIO  
DATE PREPARED: 18 NOVEMBER 2016

**DISTRICT GATEWAY  
Interpretive**

**CALISTOGA AVENUE**

**MATERIALS**

**7.5" BRONZE "HERITAGE NAPA" MEDALLION**

**WHITE ACRYLIC LETTERS "HISTORIC DISTRICT" 3/4" DEPTH**

**26.5" X 40.5" ALUMINUM PANEL, VINYL GRAPHICS  
FABRICATED CABINET - MATERIALS TBD**

**IMAGE**

**MAP, PHOTOS/ ILLUSTRATIONS, DISTRICT INFORMATION**

**GRAPHICS CHANGE PER DISTRICT, AS NECESSARY  
MAP HAS [explorenapa.org](http://explorenapa.org) LINK /QR CODE TO SCAN FOR  
WALKING TOUR**

**PREFABRICATED BLACK, ALUMINUM POLE & BASE**

**OTHER INFO**

**OUTER COLOR OF PANEL CHANGES PER DISTRICT**



Linn Design Studio  
635 Even Street | Napa, California  
707 | 393 | 4454  
[LinnDesignStudio.com](http://LinnDesignStudio.com)

HISTORIC DISTRICTS SIGN PROGRAM | **HERITAGE NAPA**

**DRAFT**

©LINN DESIGN STUDIO  
DATE PREPARED: 18 NOVEMBER 2016

## DISTRICT GATEWAY Pole Sign

CALISTOGA AVENUE

### MATERIALS

BRONZE "HERITAGE NAPA" MEDALLION

WHITE ACRYLIC LETTERS "HISTORIC DISTRICT" 1" DEPTH  
TWO-SIDED  
26.5" X 40.5" ALUMINUM PANEL, VINYL GRAPHICS


### IMAGE AND WORDING

ILLUSTRATION CHANGES PER DISTRICT  
BACKGROUND COLOR REMAINS THE SAME PER DISTRICT  
ICON AND COLOR OF ICON CHANGES PER DISTRICT

PREFABRICATED BLACK, ALUMINUM POLE, BASE & FINIAL  
PLB 102-4-12-FLUTED-BK  
PF 1-BK POLE FINIAL

### OTHER INFO


COLOR OF BOTTOM PANEL CHANGES PER DISTRICT



40.5"

26.5"

Front View



Linn Design Studio  
635 Even Street | Napa, California  
707 | 393 | 4454  
LinnDesignStudio.com

HISTORIC DISTRICTS SIGN PROGRAM | HERITAGE NAPA

**DRAFT**

©LINN DESIGN STUDIO  
DATE PREPARED: 22 NOVEMBER 2016

## DISTRICT GATEWAY Pole Sign

CALISTOGA AVENUE

### MATERIALS

**TWO SIDED**  
31" X 22.5" OVAL ALUMINUM PANEL, VINYL GRAPHICS


### IMAGE

ILLUSTRATION CHANGES PER DISTRICT  
BACKGROUND COLOR REMAINS THE SAME PER DISTRICT  
ICON AND COLOR OF ICON CHANGES PER DISTRICT

PREFABRICATED BLACK, ALUMINUM POLE, BASE & FINIAL

### OTHER INFO

COLOR OF OUTER PANEL CHANGES PER DISTRICT



Linn Design Studio  
635 Even Street | Napa, California  
707 | 393 | 4454  
LinnDesignStudio.com

HISTORIC DISTRICTS SIGN PROGRAM | HERITAGE NAPA

**DRAFT**

©LINN DESIGN STUDIO  
DATE PREPARED: 22 NOVEMBER 2016

## DISTRICT IDENTIFICATION Sidewalk Marker Resource Identification

CALISTOGA AVENUE

**MATERIALS**  
SCULPTED/ CAST BRONZE

**OTHER INFO**  
14" X 10.5"  
INSTALLED IN CONCRETE  
SIDEWALKS


**IMAGE AND WORDING**  
CHANGES PER DISTRICT

**OPTIONAL**  
MAY ADD "THIS PLACQUE  
SPONSORED BY ....."

THIS PLACQUE MAY ALSO BE USED AS A  
RESOURCE IDENTIFIER FOR LARGE BUILD-  
INGS

The side walk Plaque in 3D would be  
approximately \$1195.00.


10.5"



14"

This color illustration shown as  
sample of the artwork that would  
be bronze. No color would be added  
to the final piece.

Sample of bronze street marker in SF



Linn Design Studio  
635 Even Street | Napa, California  
707 | 393 | 4454  
LinnDesignStudio.com

HISTORIC DISTRICTS SIGN PROGRAM | HERITAGE NAPA

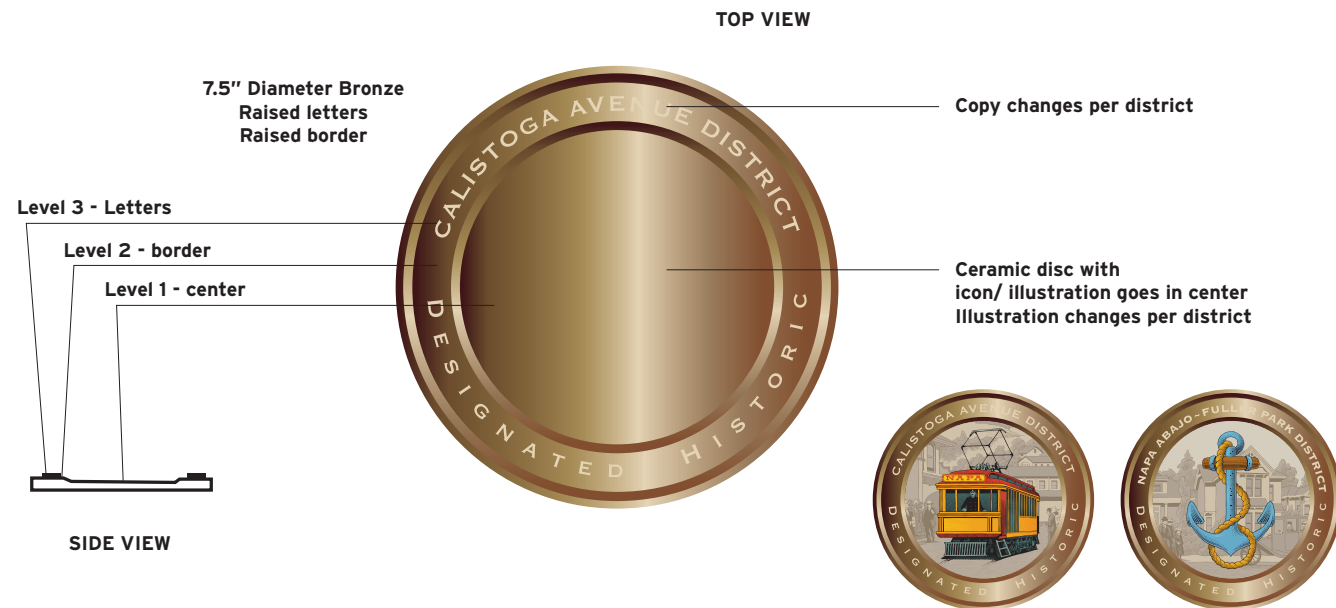
**DRAFT**

©LINN DESIGN STUDIO  
DATE PREPARED: 18 NOVEMBER 2016

**RESOURCE  
IDENTIFICATION**  
detail of bronze/ ceramic

**CALISTOGA AVENUE**

**FULLER PARK ~ NAPA ABAJO**



Linn Design Studio  
635 Even Street | Napa, California  
707 | 353 | 4954  
LinnDesignStudio.com

## HISTORIC DISTRICTS SIGN PROGRAM | HERITAGE NAPA

# DRAFT

©LINN DESIGN STUDIO  
DATE PREPARED: 18 NOVEMBER 2016

## FUTURE DISTRICTS Colors & Icons

### ALL DISTRICTS

<i>District</i>	<b>Calistoga Avenue</b>	<b>Napa Abjo Fuller Park</b>	<b>Spencer's Addition</b>	<b>Glenwood Gardens</b>	<b>West Napa</b>	<b>First &amp; Jefferson</b>	<b>East Napa</b>	<b>St. John's</b>	<b>Fuller South</b>
<i>Era Icon</i>	1900-1919 Electric Rail	1860-1899 Anchor	1890-1941 (Turnbl) Water Tower	1950-1954 Automobile	1875-1907 Wine Press	1875-1915 Carriage	1890-1920 Machine Gear	1880-1950 Pick Axe	1930s Food City



Linn Design Studio  
635 Even Street | Napa, California  
707 | 393 | 4454  
LinnDesignStudio.com

## HISTORIC DISTRICTS SIGN PROGRAM | HERITAGE NAPA

# DRAFT

©LINN DESIGN STUDIO  
DATE PREPARED: 22 NOVEMBER 2016

# Aluminum

DECORATIVE POLES AND BASES

## ATTACHMENT 1

PLB 102-4

PLB 102-4" DECORATIVE ALUMINUM POLE  
4-BOLT ANCHOR BASE & COVER

- 4" – 6' to 16' standard heights
- Straight or tapered, smooth or fluted poles
- For single or multiple luminaire mounting

### SPECIFICATIONS

All aluminum alloys comply with metallurgical and mechanical properties set forth in the Aluminum Association Standards.

### SHAFT

The shaft is extruded from all new 6061 aluminum alloy tubing, and has a fluted or smooth straight upper section on a cast decorative base.

### ANCHOR BASE

Each standard includes an A356 alloy cast aluminum four bolt base. The shaft is inserted and joined by a continuous circumferential weld at the outside top and inside bottom of the anchor base. A grounding lug is welded opposite the handhole.

### ACCESS DOOR

An extra large access cover is included. A grounding lug is also provided.

### ANCHOR BOLTS

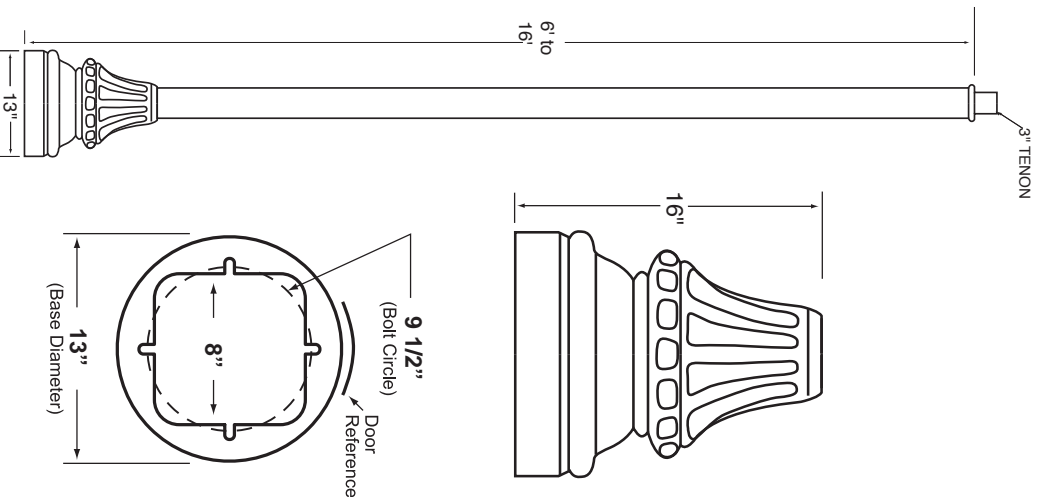
Each standard includes four 3/4"-10 x 25" steel hot dip galvanized anchor bolts each with two nuts, two flat washers and one lock washer.

### FINISH

Standard colors are: black, medium bronze, dark bronze, white, green, or silver metallic. Premium colors are: Verde Patina, Pewter Patina, Silver Sparkle or custom colors. All RAL colors are available to match poles or fixtures. Contact PEMCO for details.

### OPTIONS

Smooth tapered shaft 4" to 3".



### ORDERING EXAMPLE

MODEL NUMBER	SIZE	BASE HT - DIA	POLE TYPE	SHAFT DIAMETER	FINISH
PLB 102-4-12	4" x 1.25 x 12'	Fluted	4"	BK	

This example illustrates the standard ordering sequence. Select each part of the ordering number from the Ordering Chart below.

### ORDERING CHART

MODEL NUMBER	SIZE	BASE HT - DIA	POLE TYPE	SHAFT DIAMETER	FINISH
PLB 102-4-6	4" x .125 x 6'	16" - 13"	Straight, Smooth or Fluted, Extruded	4"	BK=Black
PLB 102-4-8	4" x .125 x 8'	16" - 13"	Straight, Smooth or Fluted, Extruded	4"	BZ=Medium Bronze
PLB 102-4-10	4" x .125 x 10'	16" - 13"	Straight, Smooth or Fluted, Extruded	4"	DBZ=Dark Bronze
PLB 102-4-12	4" x .125 x 12'	16" - 13"	Straight, Smooth or Fluted, Extruded	4"	GR=Green
PLB 102-4-14	4" x .125 x 14'	16" - 13"	Straight, Smooth or Fluted, Extruded	4"	SM=Silver Metallic
PLB 102-4-16	4" x .250 x 16'	16" - 13"	Straight, Smooth or Fluted, Extruded	4"	Premium colors are:
					VP=Verde Patina PP=Pewter Patina
					SS=Silver Sparkle CC=Custom color

# Aluminum

DECORATIVE POLES AND BASES

## ATTACHMENT 1

PLB 130-4

PLB 130-4" & 5" DECORATIVE ALUMINUM POLE  
4-BOLT ANCHOR BASE

- 4" – 8' to 16' standard heights
- 5" – 8' to 20' standard heights
- Straight or tapered, smooth or fluted poles
- For single or multiple luminaire mounting

### SPECIFICATIONS

All aluminum alloys comply with metallurgical and mechanical properties set forth in the Aluminum Association Standards.

### SHAFT

The shaft is extruded from all new 6061 aluminum alloy tubing, and has a fluted or smooth straight upper section on a cast decorative base.

### ANCHOR BASE

Each standard includes an A356 alloy cast aluminum four bolt base. The shaft is inserted and joined by a continuous circumferential weld at the outside top and inside bottom of the anchor base. A grounding lug is welded opposite the handhole.

### ACCESS DOOR

An extra large access cover is included. A grounding lug is also provided.

### ANCHOR BOLTS

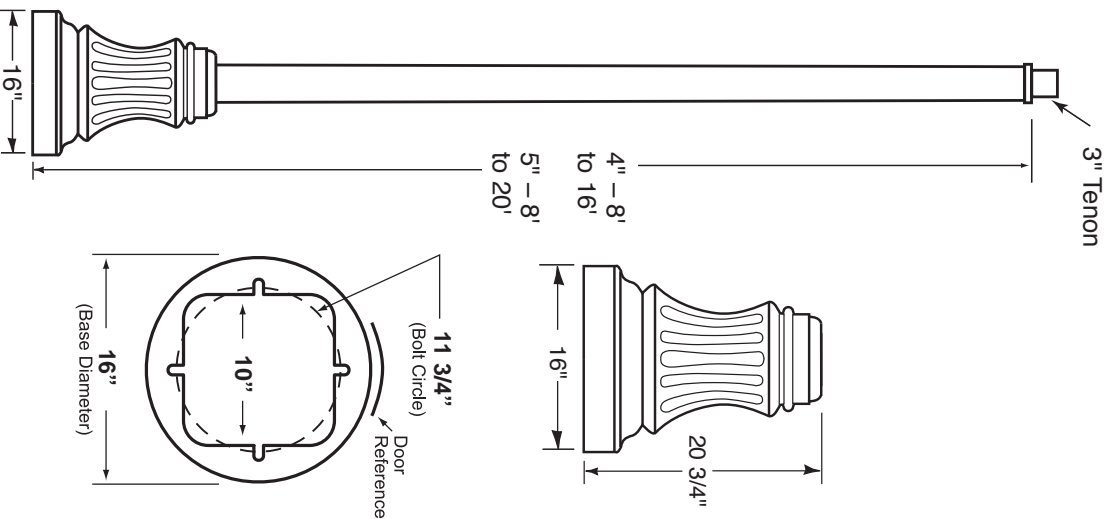
Each standard includes four 3/4"–10 x 25" steel hot dip galvanized anchor bolts each with two nuts, two flat washers and one lock washer.

### FINISH

Standard colors are: black, medium bronze, dark bronze, white, green, or silver metallic. Premium colors are: Verde Patina, Pewter Patina, Silver Sparkle or custom colors. All RAL colors are available to match poles or fixtures. Contact PEMCO for details.

### OPTIONS

Smooth tapered shaft 4" to 3" or 5" to 3".  
Fluted tapered shaft 5" to 3".



### ORDERING EXAMPLE

Model Number	Size	Pole Type	Shaft Diameter	Finish
PLB 130-4-8	4" x .125 x 8'	Straight	4"	BK

This example illustrates the standard ordering sequence. Select each part of the ordering number from the Ordering Chart below.

### ORDERING CHART

MODEL NUMBER	SIZE	BASE HT - DIA	POLE TYPE	SHAFT DIAMETER	FINISH
PLB130-4-8	4" x .125 x 8'	20 3/4" – 16"	Straight, Smooth or Fluted, Extruded	4"	Standard colors are: BK=Black BZ=Medium Bronze DBZ=Dark Bronze WH=White GR=Green SM=Silver Metallic Premium colors are: VP=Verde Patina PP=Pewter Patina SS=Silver Sparkle CC=Custom color
PLB 130-4-10	4" x .125 x 10'	20 3/4" – 16"	Straight, Smooth or Fluted, Extruded	4"	
PLB 130-4-12	4" x .125 x 12'	20 3/4" – 16"	Straight, Smooth or Fluted, Extruded	4"	
PLB 130-4-14	4" x .125 x 14'	20 3/4" – 16"	Straight, Smooth or Fluted, Extruded	4"	
PLB 130-4-16	4" x .250 x 16'	20 3/4" – 16"	Straight, Smooth or Fluted, Extruded	3"	
PLB 130-5-8	5" x .188 x 8'	20 3/4" – 16"	Straight, Smooth or Fluted, Extruded	5"	
PLB 130-5-10	5" x .188 x 10'	20 3/4" – 16"	Straight, Smooth or Fluted, Extruded	5"	
PLB 130-5-12	5" x .188 x 12'	20 3/4" – 16"	Straight, Smooth or Fluted, Extruded	5"	
PLB 130-5-14	5" x .188 x 14'	20 3/4" – 16"	Straight, Smooth or Fluted, Extruded	5"	
PLB 130-5-16	5" x .188 x 16'	20 3/4" – 16"	Straight, Smooth or Fluted, Extruded	3"	
PLB 130-5-18	5" x .188 x 18'	20 3/4" – 16"	Straight, Smooth or Fluted, Extruded	5"	
PLB 130-5-20	5" x .188 x 20'	20 3/4" – 16"	Straight, Smooth or Fluted, Extruded	5"	
PLB 130-5-20	5" x .25 x 20'	20 3/4" – 16"	Straight, Smooth or Fluted, Extruded	5"	

# Aluminum

DECORATIVE POLES AND BASES

## ATTACHMENT 1

### PLB 132-4

#### PLB 132-4" DECORATIVE ALUMINUM POLE

#### 4-BOLT ANCHOR BASE

- 4" – 6' to 16' standard heights
- 5" – 6' to 16' standard heights
- Straight or tapered, smooth or fluted poles
- For single or multiple luminaire mounting

• All aluminum alloys comply with metallurgical and mechanical properties set forth in the Aluminum Association Standards.

#### SHAFT

The shaft is extruded from all new 6061 aluminum alloy tubing, and has a fluted or smooth straight upper section on a cast decorative base.

#### ANCHOR BASE

Each standard includes an A356 alloy cast aluminum four bolt base. The shaft is inserted and joined by a continuous circumferential weld at the outside top and inside bottom of the anchor base. A grounding lug is welded opposite the handle.

#### ACCESS DOOR

An extra large access cover is included. A grounding lug is also provided.

#### ANCHOR BOLTS

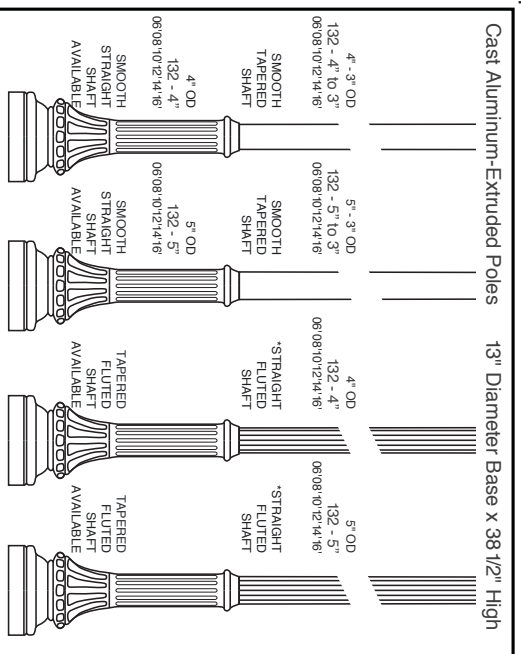
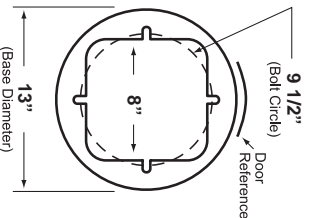
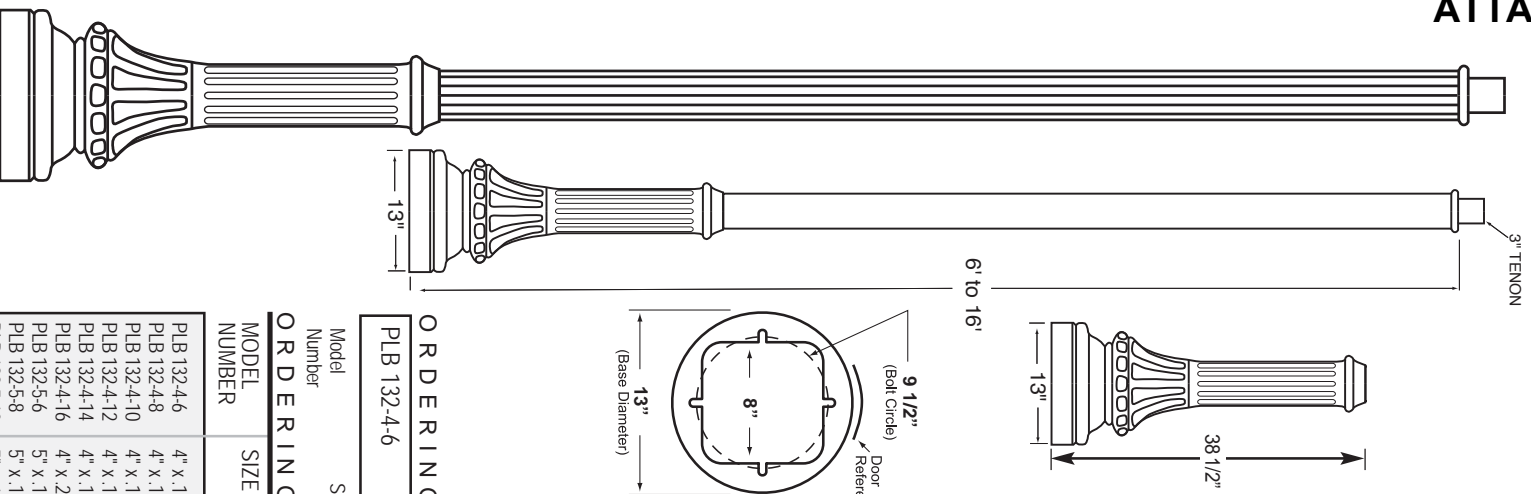
Each standard includes four 3/4"-10 x 25" steel hot dip galvanized anchor bolts each with two nuts, two flat washers and one lock washer.

#### FINISH

Standard colors are: black, medium bronze, dark bronze, white, green, or silver metallic. Premium colors are: Verde Patina, Pewter Patina, Silver Sparkle or custom colors. All RAL colors are available to match poles or fixtures. Contact PEMCO for details.

#### OPTIONS - Smooth tapered shaft 4" to 3" or 5" to 3".

Fluted tapered shaft 5" to 3".



\* Tenon not supplied if fixture or arm slips O.D. of shaft.

### ORDERING EXAMPLE

PLB 132-4-6	4" x .125 x 6'	Straight	4"	BK
-------------	----------------	----------	----	----

This example illustrates the standard ordering sequence. Select each part of the ordering number from the Ordering Chart below.

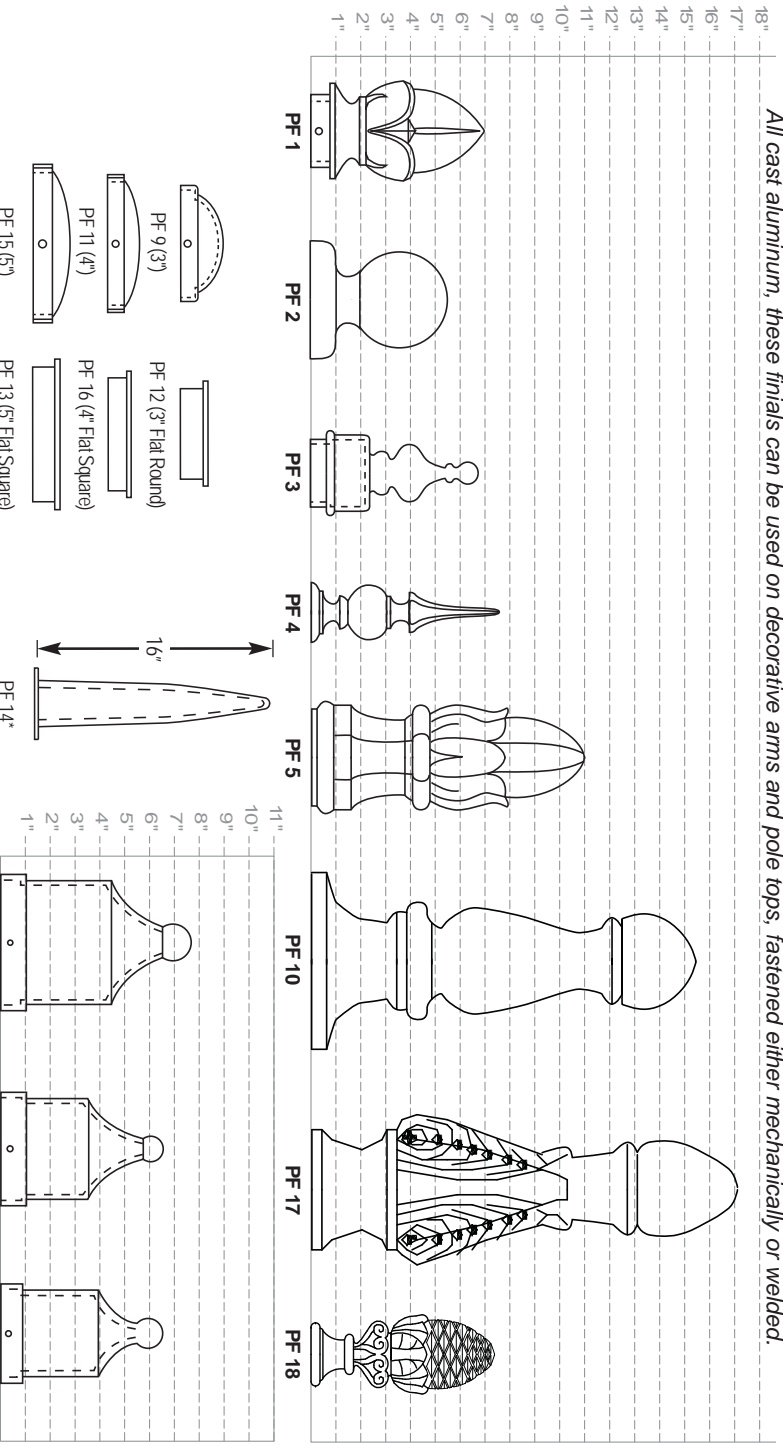
### ORDERING CHART

MODEL NUMBER	SIZE	BASE HT – DIA	POLE TYPE	SHAFT DIAMETER	FINISH
PLB 132-4-6	4" x .125 x 6'	38 1/2" – 13"	Straight, Smooth or Fluted, Extruded	4"	Standard colors are: BK=Black BZ=Medium Bronze DBZ=Dark Bronze WH=White GR=Green SM=Silver Metallic  Premium colors are: VP=Verde Patina PP=Pewter Patina SS=Silver Sparkle CC=Custom color
PLB 132-4-8	4" x .125 x 8'	38 1/2" – 13"	Straight, Smooth or Fluted, Extruded	4"	
PLB 132-4-10	4" x .125 x 10'	38 1/2" – 13"	Straight, Smooth or Fluted, Extruded	4"	
PLB 132-4-12	4" x .125 x 12'	38 1/2" – 13"	Straight, Smooth or Fluted, Extruded	4"	
PLB 132-4-14	4" x .125 x 14'	38 1/2" – 13"	Straight, Smooth or Fluted, Extruded	4"	
PLB 132-4-16	4" x .250 x 16'	38 1/2" – 13"	Straight, Smooth or Fluted, Extruded	4"	
PLB 132-5-6	5" x .188 x 6'	38 1/2" – 13"		5"	
PLB 132-5-8	5" x .188 x 8'	38 1/2" – 13"	Straight Smooth, Tapered Smooth 5"-3",	5"	
PLB 132-5-10	5" x .188 x 10'	38 1/2" – 13"		5"	
PLB 132-5-12	5" x .188 x 12'	38 1/2" – 13"	Straight Fluted, Tapered Fluted 5"-3"	5"	
PLB 132-5-14	5" x .188 x 14'	38 1/2" – 13"		5"	
PLB 132-5-16	5" x .188 x 16'	38 1/2" – 13"		5"	

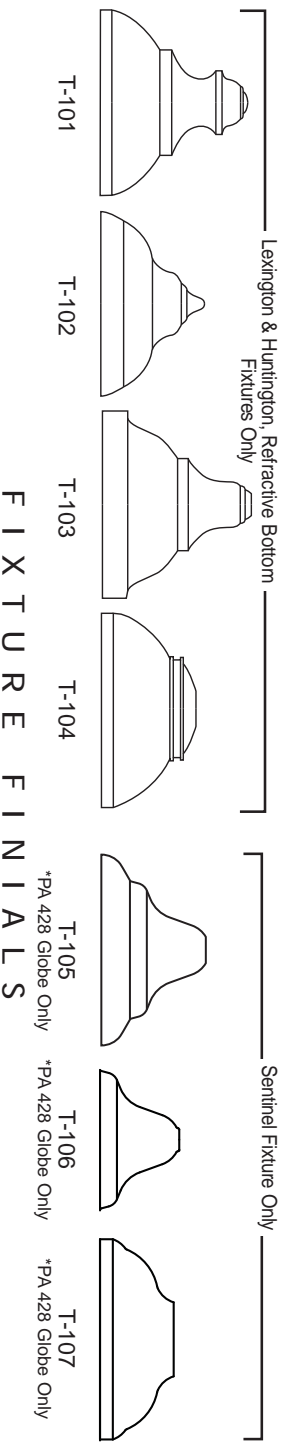
# Traditions

## DECORATIVE POLE AND ARM FINIALS

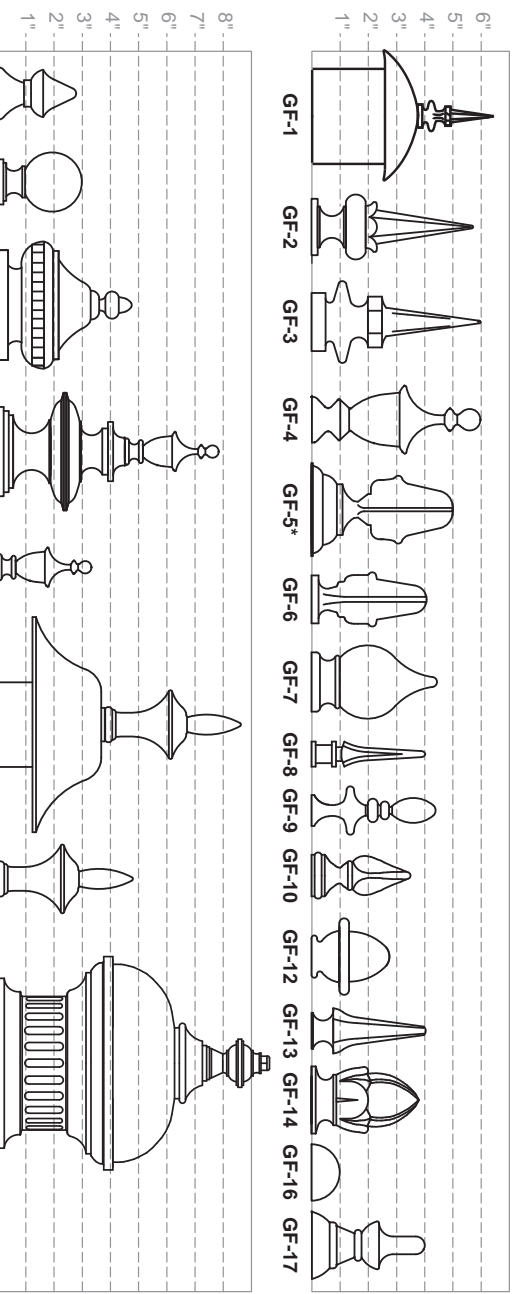
All cast aluminum, these finials can be used on decorative arms and pole tops, fastened either mechanically or welded.



## FIXTURE TOP SPINNINGS



## FIXTURE FINIALS



Scale relationships may differ slightly from those depicted. Consult factory if there are any questions concerning actual size. \*PF 14 is not depicted on the same scale as the other finials, the actual height is approximately 16"

Date: Nov 9, 2016



**Budget Pricing** Page 1/1  
CAL Lighting  
4000 Executive Parkway, Suite 350  
San Ramon CA 94583  
855.9CALLTG

email: [cynthia.ubilluz@cal.lighting](mailto:cynthia.ubilluz@cal.lighting)

ATTACHMENT 1

Project **NAPA HISTORIC DISTRICT**  
Location **NAPA CA**

To: Amy Linn  
Linn Design Studio

QTY	Type	MFG	Part	Price	ExtPrice
2	MONUMENT	PEMCO	PLB 130-4-6-SMOOTH-BK	\$613.00	\$1,226.00
2	INTERPRETIVE	PEMCO	PLB 132-4-3-SMOOTH-BK	\$407.00	\$814.00
13	GATEWAY POLE	PEMCO	PLB 102-4-12-FLUTED-BK	\$675.00	\$8,775.00
6	DIST. ID POLE	PEMCO	PLB 102-4-10-FLUTED-BK	\$645.00	\$3,870.00
19	FINIAL	PEMCO	PF 1-BK POLE FINIAL	\$47.00	\$893.00
Total:					\$15,578.00

Budget Pricing Notes

Contractor net pricing is the estimated cost that an electrical contractor can purchase from an electrical wholesaler. Freight, tax or contractor mark-up are not included. Pricing may vary between electrical wholesalers. Changes to quantity or specification may effect pricing.