

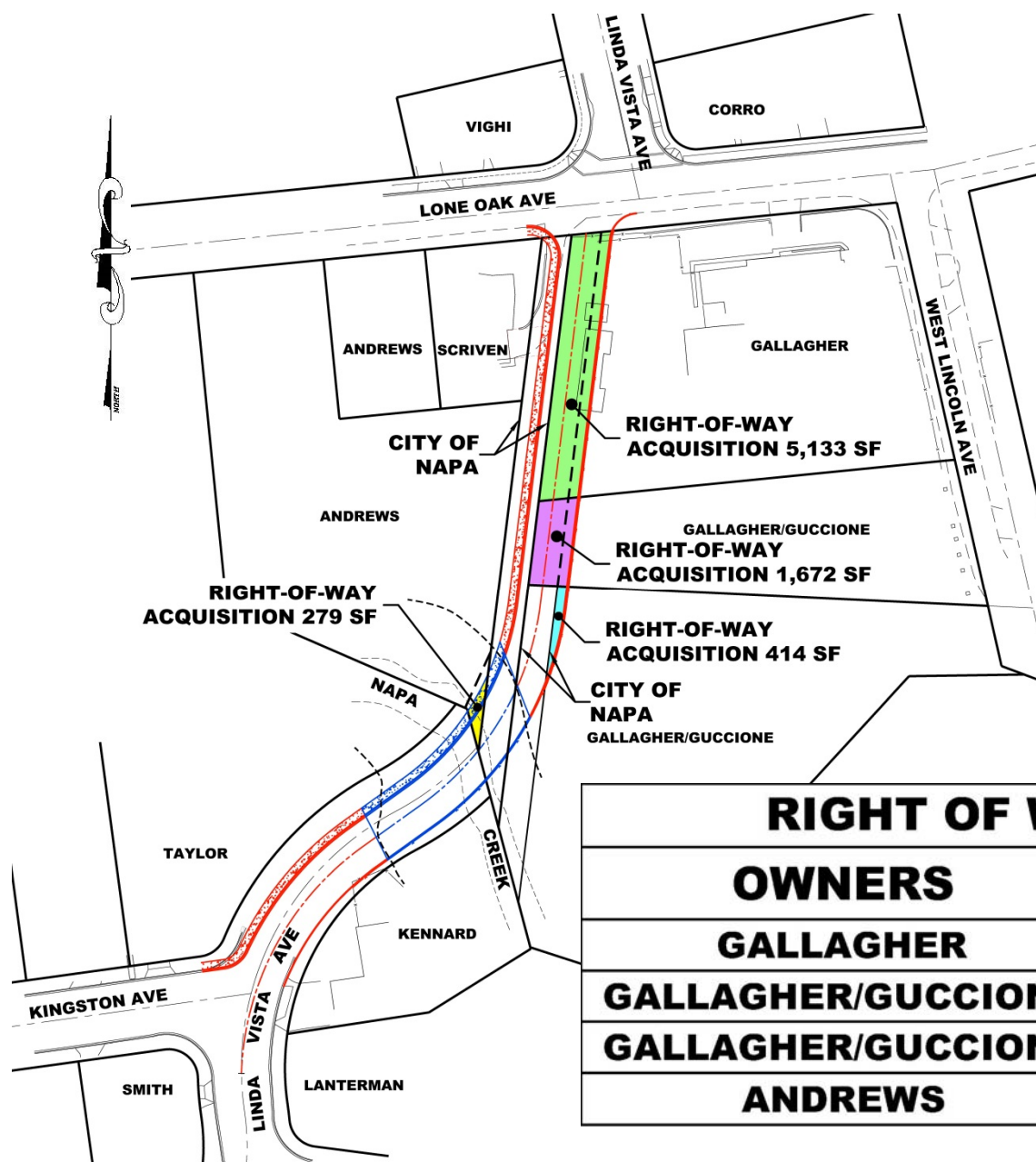
OPTION 3

LINDA VISTA AVENUE ALIGNMENT STUDY







ALIGNMENT CHARACTERISTICS

CONFORMS TO COLLECTOR STREET ALIGNMENT STANDARDS	NO
ALIGNS WITH LINDA VISTA AVENUE	NO
TOTAL TREES AFFECTED	±54
CURVED BRIDGE	145'



OPTION 3

LINDA VISTA AVENUE ALIGNMENT STUDY

RIGHT OF WAY ACQUISITION		
OWNERS	RIGHT-OF-WAY ACQUISITION	AREA (SF.)
GALLAGHER		5,133
GALLAGHER/GUCCIONE		1,672
GALLAGHER/GUCCIONE		414
ANDREWS		279
TOTAL		7,498